



ALL ABOUT YOUTH PROGRAMS



Overview

This guide is a summary of Carnival Cruise Line® and Youth Programs. Hopefully this will provide you with some insight to better understand our product and overall ship life for when you start onboard and become part of our youth programs family. We hope that this will help answer most of your immediate questions in regards to your new adventure at sea.

Contents

Overview.....	1
Contents	2
All About Carnival & Where It All Began	4
Carnival Fun Ship 2.0.....	6
Our Vision Statement.....	7
Section – Life Onboard the “Fun Ships”	8
Onboard Hospitality.....	8
Nautical Terms & Crew “Slang”	9
Onboard for the Holidays	10
Youth Programs Contract Length	12
Salary.....	12
Section – Youth Programs Information: Know before you Go!	13
Youth Policy Guidelines	14
Youth Staff Work Schedule	21
Youth Program Activity Schedules.....	22
Onboard Policies for Parents/Children/Teens to be Aware of	23
Daily Fun Times	24
Merchandise & Rentals.....	24
St. Jude Children’s Research Hospital®.....	24
Seuss at Sea™	25
Section – Carnival Look.....	28
Youth Programs Nametags	29
Youth Programs Uniforms	29
Off Duty Attire.....	29
Section – Other Onboard Departments	31
Section – Paperwork/Travel Information.....	33
Required Documents & Visas	33
Carnival Approved Medical Exams	34
Letter of Employment (LOE)	34
Airfare, Hotel & Transportation.....	34
Your Well Deserved Vacation- You made it!	35
Contract Information	35
Section – Camp Information: What we offer	36
Under 2 Years.....	36
Camp Carnival / Camp Ocean	36
Youth Facilities	39
Our Sign In/Out Policy.....	42
Night Owls.....	43

Job Description – Camp Staff	44
Job Description – Character Performer (Aka – Animator).....	45
Section – Circle “C”	46
Circle “C” Lounge	47
Circle “C” Duties.....	47
Job Description – Circle “C”	48
Section – Club O ₂	49
Club O ₂ Lounge.....	49
Club O ₂ Duties	49
Touch Tunes	50
Job Description – Club O ₂	51
Section – Cruise Details – 1 st week ..OMG...I made it onboard!	52
Section – What Happens Now?	54
Section – Sample Activity Schedules Camp - Ages 2-5	56
Section – Sample Activity Schedules Camp - Ages 6-8	60
Section – Sample Activity Schedules Camp - Ages 9-11	64
Section – Sample Activity Schedules Circle “C” - Ages 12-14.....	68
Section – Sample Activity Schedules Club O ₂ - Ages 15-17	70
Section – Youth Staff Schedule.....	71

All About Carnival & Where It All Began

You may feel both excited and overwhelmed right now, and we understand completely. To help you keep a positive attitude and to understand our present development, you should first know a little about our history. Early in 1972, Ted Arison, founder of Carnival Cruise Lines, purchased a second-hand ship called the Empress of Canada and renamed her Mardi Gras. Mr. Arison's first ship was put into service at once, and her maiden voyage proved a courtship with disaster. The vessel ran aground. It proved quite an embarrassing beginning for a cruise line which would eventually be hailed as the most Popular Cruise Line in the World and the "Fun Ships". Three years later, the Empress of Britain was purchased and renamed the Carnivale. It was not until the 1980's that Carnival Cruise Lines began to design and build its own fleet of newer and larger ships. In the following years different classes of ships came out into the Carnival fleet to launch Carnival as recognizable brand by all. Listed here are the current classes and ships.

- FANTASY CLASS: Fantasy, Ecstasy, Sensation, Fascination, Imagination, Inspiration, Elation & Paradise (70,367 Tons)
- TRIUMPH CLASS: Triumph & Victory (100,000 Tons)
- SUNSHINE CLASS: Sunshine (102,853 Tons)
- SPIRIT CLASS: Spirit, Pride, Legend & Miracle (85,500 Tons)
- CONQUEST CLASS: Conquest, Glory, Valor, Liberty & Freedom (110,000 Tons)
- SPLENDOR CLASS: Splendor (113,000 Tons)
- DREAM CLASS: Dream, Magic & Breeze (130,000 Tons)



YOUTH PROGRAMS

Recruiting May 2015



INDUSTRY RANK: Carnival Cruise Line® is the largest cruise line in the world, based on passengers carried, and the flagship brand of Carnival Corporation & PCL, traded on both the New York and London.



YOUTH PROGRAMS

Recruiting May 2015



Carnival Cruise Line® survived a beginning characterized by anxiety mingled with enthusiasm. Your life on board may be equally unique, especially at the beginning. Remember that the other team members are ready to welcome you into their family and to include you as part of their fantastic team. Carnival Cruise Line® provides spectacular daily entertainment and activities for all ages. We have a variety of pools, waterslides, entertainment activities and production shows, branded outdoor/indoor spaces and a variety of food variations for dining. Additionally, Carnival boasts about our Youth Programs which is year round.

- YEAR FOUNDED: 1972
- HEADQUARTERS: Miami, Florida
- NUMBER OF SHIPS: 24
- CRUISING AREAS: Bahamas, Caribbean, Mexican Riviera, Alaska, Hawaii, Canada, New England, Europe, Australia
- PRIMARY HOMEPORTS: Miami, San Juan, Long Beach, Tampa, New Orleans, Port Canaveral, Galveston, Charleston, Fort Lauderdale, Jacksonville, Baltimore, New York, Seattle & Sydney
- CRUISE LENGTH: 3-15 days
- NUMBER OF EMPLOYEES: Approximately 3,800 – Shoreside Approximately 33,500 – Shipboard
- 90% of Guests are from North America
- APPROX. # OF ANNUAL PASSENGERS: 4.3 million (2013)
- APPROX. # OF ANNUAL CHILDREN (0-17 YEARS) 710,000 (2014)

Carnival Fun Ship 2.0

We have launched new branded experiences on our ships that deliver on our promise: memorable + great value. A few of the new brands that you may see on our ships as they are rolled out are:



Our Vision Statement

Due to Carnival's vision statement, "TO CONSISTENTLY DELIVER FUN, MEMORABLE VACATIONS AT A GREAT VALUE. It is no surprise why Carnival attracts such a wide spectrum of guests as well as team members. After all, our team members come from all over the world and we all strive and deliver the same message within our family.

TO CONSISTENTLY DELIVER FUN, MEMORABLE VACATIONS AT A GREAT VALUE WE ALWAYS...

- Warmly WELCOME our guests and team members to our HOME, making them feel like part of the CARNIVAL FAMILY.
- ENGAGE them by being FRIENDLY, SMILING and using their NAME.
- Show CARE and RESPECT for each other, our ships and the places we visit.
- Ensure SAFE, RELIABLE and SECURE operations.
- ANTICIPATE their needs, RESPOND rapidly and OWN their issue until it is resolved.
- Live and share a POSITIVE ATTITUDE.
- Show PRIDE in our jobs and in our company.
- Include FUN in everything we do!

I AM *Carnival* !



Section – Life Onboard the “Fun Ships”

Life onboard a cruise ship is quite different from that on land. There is an adjustment period that most new team member’s experience. Our teams onboard are made up of many different nationalities that are all on a ship at any one time. With these nationalities come many different cultures, languages and traditions. You will likely interact with, work alongside or even live with a fellow team member from a country different than your own. This is one of the aspects of our industry that makes it both attractive but sometimes challenging. We recommend that you practice patience and tolerance and be sure to communicate any challenges to your Youth Director or Human Resources Director once onboard.

Other challenges you may face for example may be homesickness, seasickness or claustrophobia. It is a whole new environment with new people, a new career, lots of safety regulations, policy and procedures and ships’ rules which need to be followed, which can make it challenging to adjust to at first. You have to overcome all these new challenges without the support system you have at home. However, once you have your bearings you are sure you will overcome these challenges and you will enjoy the recreational activities offered during your valuable leisure time and make some incredible new friends along the way.

There are many fun crew activities offered each month which are a great way to meet new people and a chance for you to relax and to enjoy some down time. A few examples of these crew activities are: Crew Themed Parties, Bingo, Karaoke, Shore Excursions, Trivia Nights, Scavenger Hunts, Movie nights and more.

Onboard Hospitality

When it comes to choosing a vacation destination, our guests have a wealth of choices, whether it is a land resort/hotel or another cruise line, we need to ensure we make the most out of the experience for the guests. Our guests will be provided with great food, exciting activities, lavish entertainment, discovering exciting new places, but most importantly pampering service. At Carnival Cruise Line®, we take great pride in providing hospitable service to our guests. As a team member onboard, whether on or off duty you are expected to greet guests with a smile, use their name once known to convey a sense of recognition as well as making them feel special throughout their time onboard, as if you were inviting them into your home. You will extend the same courteous attitude to your fellow team members to maintain a quality work environment, which ensures the success of our promise to our guests. If you possess these skills, you will succeed and we want you on our team.

On top of maintaining a fun atmosphere and running all the activities it is also just as important to uphold and excel with hospitality. We always have to greet any guest that approaches us at the door or at Youth Programs activities. If time permits we must also take the time to interact with the families and guests. We must also try to go above and beyond and be personable with the guests and families. An example of questions would be: How are you doing? How was your day? Did you have fun on your tour? Did you enjoy yourself in Port? Using the guests’ names is important in your daily interactions with both children and parents. Use the Carnival Service Values and the Guest Sail & Sign card as a tool.

One thing to always remember; is that these kids/teens are on vacation, we are here to ensure they have a great time in a safe and fun manner. We do not discipline kids. We want them to leave Camp happy and wanting to come back for more.

Nautical Terms & Crew “Slang”

Just so you know some of the lingo when the team members are communicating.

- Aft – the rear, back or stern of the ship. Numbers on cabins and equipment will get larger as you go aft.
- Forward – the bow or front of the ship. Numbers on cabins and equipment will get smaller as you go forward
- Starboard – The “right side” of the ship as you face forward (front)
- Port – The “left side” of the ship as you face forward (front)
- Deck – similar to a “floor” in a building on shore. Decks can have names, be numbered, or sometimes be lettered
- Bridge – Command center of the vessel that is manned 24 hours a day
- Embark – To take on board or arrive on a vessel
- Debark – To remove from or leave a vessel
- Gangway – The location where guests/crew get on and off the ship in a port of call
- I95 – Main hallway for crew from one end of the ship to the other in crew area
- MSA – Staff administration office (A place where crew get information about flights, sign on/off info etc.)
- CTC – Crew Training Center (Offers different courses, books, computer classes, etc.)
- SMS (Safety Management System) – A series of written plans on board CCL vessels containing instructions on company policies and safe working procedures designed to create standardized best work practices throughout the fleet
- CB – Camps sneaky way of talking about the onboard Crew Lounge
- YD – Youth Director who will be your onboard manager
- AYD – Assistant Youth Director who will be assisting your onboard manager
- HD – Hotel Director is in charge of all shipboard Hotel Operations (Anything that would affect the guests experience)
- Pisano: Friend from the same country
- Mamaguyo – Someone who is being lazy and trying to get out of work

SUGGESTED ITEMS TO BRING:

<ul style="list-style-type: none"> • Alarm Clock (Battery operated) • Watch • Sunglasses/Sunscreen • Portable Laundry Bag • Small poster/pictures to decorate your cabin/ Magnets (some walls are magnetic) • Beach Towels 	<ul style="list-style-type: none"> • Prescribed Medication • Contact Lens-if needed • Small amount of toiletries to start with (shampoo, soap, toothpaste, deodorant etc.) • Camera • Debit Card/Credit Card • Formal wear to wear out on Elegant night 	<ul style="list-style-type: none"> • Cash \$100 - \$200 for pocket money until your first pay • Voided check if you have a US bank account and are opting for direct deposit • Power onboard is 110v and 220v – please note very limited sockets • Laptop/iPad/USB stick/DVD's
--	---	--

ITEMS NOT ALLOWED ON BOARD:

<ul style="list-style-type: none"> • Fire arms/weapons • Pocket or diving knives • Clothing irons 	<ul style="list-style-type: none"> • Drugs • Controlled substances w/out proof of proper prescription 	<ul style="list-style-type: none"> • Electric water / food heaters • Transformers • Candles • Plug in air scents
--	---	--

Onboard for the Holidays

Contracts can run anytime throughout the year, which means often times you are onboard for a special holiday. You are often able to dress up for or take part in these special occasions. Let yourself get creative!! Here are a few examples of some of the holidays onboard. They can be enjoyed either working or when you are off duty.

EASTER: There are many activities planned for children during the holiday, including a Family Easter Egg Hunt.



4TH OF JULY (US Independence Day): We have a couple of activities that we will do with families as well as some activities with the kids; Family Scavenger Hunt, Celebration Dance Party, Arts & Crafts etc.

YOUTH PROGRAMS

Recruiting May 2015



HALLOWEEN (Oct 31st): A fun and memorable time aboard a Carnival ship. Guests can enjoy a variety of fun-filled activities, everything from costume contests and Halloween-themed giveaways to scary movies, and, of course, trick or treating with candies and other goodies. Children and adults are encouraged to bring costumes so they can compete for a variety of prizes during the costume contest and parade. Carnival team members will be dressed in costumes and participate in a competition of their own!



HOLIDAY SEASON: With a festive on-board atmosphere, elaborate decorations and an array of traditional cuisine, entertainment and activities, Carnival's "Fun Ship" holiday cruises are the ideal option for reconnecting with friends, families and loved ones. A highlight of these cruises is an elaborate revue in each ship's main show lounge evoking a "home away from home" atmosphere with cozy sets featuring faux oversized fireplaces, large comfortable sofas, holiday sing-alongs from a range of celebrations, Christmas trees with decorations created by the kids from the youth program, and, of course, a visit from the jolly man himself! Often your team will also do a "Secret Santa Exchange", a holiday Youth Staff competition and your own team party.



NEW YEAR'S: New Year's cruises are just as memorable, offering one of the biggest celebrations at sea highlighted by the traditional countdown and complimentary noisemakers, party favors and champagne for "Fun Ship" revelers to ring in the New Year for the guests. We have the opportunity to be out on deck in guest areas watching and awaiting the Count Down.



Youth Programs Contract Length

On average, the length of your contract will typically be between six to eight months. Depending on necessary scheduling the contract lengths may vary. A contract (Seafarer's Agreement) will be signed once you arrive onboard. There will be no sign offs during the busy holiday seasons of Spring Break, Easter, Memorial Day, 4th of July, Labor Day, Halloween, Thanksgiving and Christmas. Meaning if your contract is to end on one of the above dates then your sign off date will be assigned once the holiday is over. In the event you do not want to finish the full length of your contract, you will be required to inform your Youth Director onboard and you will be responsible for your flight home and other travel expenses.

EMERGENCY LEAVE

In the event you have to leave due to an emergency, you will be responsible for ALL costs (flights, transportation, visa etc.) In the event you are unable to arrange your travel home - Shipboard Human Resources will arrange your travel and you can pay for this through the Manager Staff Administration (MSA). You will also be required to pay for any costs when you return back to the vessel.

Salary

All team members will be paid bi-weekly by direct deposit (Americans Only) or by a JP Morgan payroll card (Debit Card). All team members can set this up when they get onboard. Youth Program staff are paid a fixed monthly salary. There are set holidays where the ship is registered throughout the year that you will be paid, which is included in your bi-weekly salary. Safety deposit boxes are available for your valuables/money at the Staff Administration Office if you wish.

Once you are assigned to your vessel, bank accounts can be opened at some of the various home ports of call. Others have chosen to send their money home via money wire directly from your JP Morgan payroll card. You will learn more of these options when onboard.

The Camp Staff in addition to their salary will be paid gratuities from the Night Owls Services. The amount is divided onboard by all Camp Staff (excluding Circle "C" & Club O₂ as they are not part of Camp Carnival/Camp Ocean). The amount will vary depending on the time of year, the ship you are on and the amount of kids onboard.

- Camp Staff Pay: \$1527.18
- Camp Staff/Character Performer Pay: \$1639.30
- Teen Director Pay: \$1600.00

Section – Youth Programs Information: Know before you Go!

Welcome to Youth Programs, your new and exciting life onboard. After reading through this section we hope you have a better understanding of what you will experience as a member of the Youth Programs Department. You will receive complete onboard job training once you sign on the ship. As a member of the Youth Programs staff, you will work with a team of 10-18 staff members including an Youth Director and/or Assistant Youth Director. As a Circle “C” Director or Club O₂ Director you will work primarily on your own but with the support of the Youth Director.

Although you are on duty 7 days a week, working 70 hours maximum/week involving a lot of shift work, you will receive a schedule for the whole cruise. Camp is on a rotation each cruise. For example one cruise you may be working with the 2-5 year olds and the next cruise with the 6-8 year olds and so on. The demographics of our guests can vary drastically based on season, itinerary, ship size and home port. Here are a few quick trends that have developed over the past few years:

- May – August: These months often experience consistent high kid counts due to the summer season in the United States when kids are out of school and families are on holidays.
- Late November – Early January: From the United States’ Thanksgiving to the New Year, kid counts are often quite high, especially for Christmas and New Year.
- January – February/September – October: Kid counts often go down a bit as most kids in the United States go back to school
- March – April: These months will experience some high kid counts due to the spring break & Easter season in the United States
- Australia: Kid counts are very high for most of the year (opposite seasons in the US)
- San Juan: We have one ship sailing from San Juan and many of these guests and their kids are Spanish speaking
- Long Voyages: Voyages longer than 7 days often see lower kid counts than shorter ones. They are usually offered in non-peak seasons.

Rest assured that all the Youth Staff will have some free time to explore the ports of call. Working onboard one of Carnival’s ships in Youth Programs will enable you to be with children/teens, meet interesting people from all over the world as well as travel to exotic exciting places. Living and working on a ship is definitely a once in a lifetime opportunity!!!

Youth Policy Guidelines

The Youth programs goal is to create a FUN environment to what children would experience at a summer camp. The Youth Staff maintain a high level of patience, energy and enthusiasm with the children at all times.

YOUTH RELATED ISSUES:

- **ACCIDENT PROCEDURES:** If a child is injured it is essential that the situation is handled appropriately. If the injury is minor we are to treat it and let the parents know as soon as possible. If you are out of the youth facilities and need assistance or unsure of how serious the injury is call the Assistant/Youth Director for assistance. If a child needs to go to the medical center we issue the Medical Release Form to the parents who will take the child to the medical center for appropriate treatment. Follow up with a notification report. If you are unsure of how to handle a situation please contact the Assistant/Youth Director immediately.
- **ACCEPTING UPSET CHILDREN:** If children are brought to the youth facilities crying you can ask 1 parent to join the child in the room to settle the child. Attempt to assist and integrate the child into the group. If the child does not settle ask the parent to wait outside to see if they can be settled by the staff. If this does not work, ask the parent to try again at a later time also suggest our Under 2 time/Family times where the child can come into the room with their parents as this may help them integrate into the program. If a child is screaming and the parent is trying to force them to stay, inform the parent that we are unable to accept them in a state of distress. Explain to them that for the benefit of the child and in fairness of the other children we will only be able to accept children once they are calm.
- **AGE GROUP:** A child may participate in an older age group, if he/she is within 1 year minimum age for that age group.

AGE GROUP	FLEXIBILITY TO MOVE UP OR DOWN
Under 2 Years	<ul style="list-style-type: none"> • Under 2 years who are turning 2 within the cruise can be moved up
2-5 Years	<ul style="list-style-type: none"> • 5 years who are within 1 year of turning 6 can be moved up to 6-8 age group
6-8 Years	<ul style="list-style-type: none"> • 8 years who are within 1 year of turning 9 can be moved up to 9-11 age group with the following procedures still being in place: • The parent/guardian is still responsible for signing them in/out of activities <ul style="list-style-type: none"> ○ The 9-11 year olds cannot participate in scavenger hunts as they are unsupervised around the ship
9-11 Years	<ul style="list-style-type: none"> • 11 years who are within 1 year of turning 12 can be moved up to 12-14 age group
12-14 Years	<ul style="list-style-type: none"> • 14 years who are within 1 year of turning 15 can be moved up to 15-17 age group
15-17 Years	<ul style="list-style-type: none"> • N/A for moving up
18 Years	<ul style="list-style-type: none"> • No participation of 18 years at all in the program even if an 18 year old has a special needs or is still in high school or sailing with family/friends in the Club O2 age group

Children within the age requirement can move up, this is on a trial basis and if the child becomes disruptive within the group then the child will go back to his/her original age group, ensure to explain this to the parents/guardians upon moving to new age group. The Youth Director must feel confident placing the child in the next age group. If the child is okay then the child can remain there for the remainder of the cruise.

Each request should be treated case by case and it is up to the discretion of the Youth Director to make these flexibilities.

- **ALCOHOL AND CIGARETTES:** There must be no alcohol or cigarettes at any youth activities; this includes the Youth Orientation and all family activities. If you take the children to a lounge/location for an activity and there are empty or full glasses on the tables or full ashtrays on the tables it is your responsibility to move them out of the children's reach and to call housekeeping for a clean - up. Underage drinking is strictly prohibited and should be reported to the Youth Director and security immediately.
- **BACKPACKS:** When working with the age groups outside of the youth facilities you are required to have a backpack with you. The backpack is filled with registration forms/activity schedules /1st aid kits/wristbands/playing cards etc. At the end of each shift you must clean out the backpack and restock. There should be a "General" backpack brought to meals / parties which includes nametags/wristbands/important forms/stickers/signage/stationery.
- **PHONES:**
 - Inform parents to have the phone on them when their child/ren are attending youth activities and to have the phone on them when they sign in their child so we can ensure they that the phone is on and check the battery status.
 - Instruct parents on how to operate the phone
 - Inform the parent that the phones do not work off the ship
 - Inform parents that they will keep the phone for the entire cruise and return by 10pm on the last night of the cruise or last time they are picking up child.
 - Inform them that they should not get the phone wet or damaged or they will be charged \$150 for lost broken or damaged cell phones.
 - Inform them that if a new battery is needed to stop by the youth facilities and we will replace / recharge the battery for them
- **BELONGINGS:** When the children bring items into the youth spaces the bags must be clearly labeled using the belonging labels provided. If they bring in diaper bags please ask them to check that there is no medication or food products (that other children may be allergic to) inside the bag before leaving it. The children are allowed to bring the following items into camp: diaper rash ointment and sippy cups. If a child wishes to bring in their own toys/souvenirs etc. please advise the parents that we do not recommend this as we are not responsible for lost or broken personal items.
- **CARTOONS AND MOVIES:** These are only to be played at the specified times on the activity schedules. Do not use these as filler activities. The movies that we have are copyrighted to us and these are the ONLY movies we are permitted to show. The movies have age groups for appropriate viewing – ensure these are adhered to at all times. When playing movies for the children, staff should never be sitting watching the movies, there is always something that can be done.
- **BINDERS/CLIPBOARDS:** Always ensure that the forms/papers in the binders are in proper condition and in good order. The date, time and staff working should always be placed on the sign in sheets. The binders are to be restocked at the end of each shift. There should be a copy of all activity schedules including Circle C & Club 02/Age Group Manifest/Special Needs Form/Allergy Checklists/Contact #'s/Pre-Registration Report/Medical Evaluation form/Notification Reports, in the binders. There should be no clipboards out on display that show certain guest's information (folio numbers etc.).

- **LOG BOOK:** Always ensure you read the log book upon coming into and leaving a shift. This book is used to write down any information to be passed on to the team to keep them informed of what happened throughout a shift which others working later will need to be aware of.
- **CLOSING TIMES:** If parents ask why we close youth spaces certain times, explain to them that the rooms are used for family activities and we close to prepare for next scheduled activities. Do not tell the parents it is because we need to take a break or any other personal reasons.
- **DIABETIC TESTING EQUIPMENT/ASTHMA INHALERS/NEBULIZER & EPI-PENS:** (As per Manual) Diabetic children may keep their blood sugar testing equipment, asthma inhalers/nebulizers and epi-pens in the youth facility. When or if a child feels it is necessary to have an insulin injection the child will be taken to the medical center so that they can dispose of the needle. All equipment will be kept in the designated storage container as stated in manual and out of reach of the children. In the event of an emergency, and if the child cannot self-administer the medication, the Youth Staff will call the onboard medical personnel for assistance.
- **DISCIPLINING CHILDREN:** This is a delicate area that must be handled with caution with children of all ages. You must always watch the tone of your voice if and when a time comes to take control or discipline. It is a good practice to act and discipline as if you would if their parents were watching you. Please note that we never pull, push, hit or grab any child if they are not listening. Youth Staff should never place their hands on a child in an aggressive manner as this may cause bruising. Youth staff should never strap a child in a stroller. There are many ways to calm a child down that is disruptive. Redirection is a good option and the parents may be contacted if the child does not listen or calm down. We must remember that we never put a child in time out / give them strikes, or even use those the words “time out” when dealing with disruptive children.
- **DOOR DUTIES:** When working door at any time you are not to leave the area for any reason – other than for emergency purposes. If you need to leave the door another staff member must replace you. When the door is quiet, you must continue to supervise it for the safety of the children.
- **EXCLUSION FOR ILLNESS:** If children should become ill while in our care, you must call/page their parents immediately to have them come sign out their children. No children with contagious & unexplainable illnesses (ex. diarrhea or vomiting) will be permitted to remain in our care. If a child presents with any of the listed symptoms noted on the “Exclusion for Illness Form” a “Request for Medical Evaluation” must be given to the parents, the Assistant/Youth Director must be informed immediately as their signature is required. Notify the guest that they need to present the form to the medical center and that they will incur standard medical charges. Please refer to the “Exclusion for Illness Form” for more details. No child should return to youth activities until the form has been returned signed and stamped by the Nurse/Ship Physician.
- **FACE PAINT:** Should only be done if it is quiet and if the activity schedule states “this activity may include face painting”. If it is busy then face painting will only be offered if it is feasible and approved by all staff, as soon as it gets busy the face painting needs to stop or a quick and simple version of the face painting is to be done. Face painting will not be offered on Elegant Nights or during supervised Free Play.
- **FAMILY ACTIVITIES:** At all family activities staff must be standing and interacting with guests (at all times). Please ensure parents do not have alcoholic beverages and remind them that one adult must be present.
- **KID’S DINNER:** The dinner watch person must remain standing to ensure a view of all children signed in. They will not be responsible for serving or assisting children, their sole responsibility is to “Watch” the children. Staffs not working kid’s dinner are not allowed to sit at kids’ dinner just to have dinner, staff cannot take dinner from the buffet line if not working “Kids Dinner”. If time permits and staff are getting food from the

line, all food must be collected in one trip. Staff must keep in mind the kids allergies and avoid bringing something that can cause a reaction to any child. Remember that we are not permitted to stand in line; the guests must always come first. During the Kids dinner children will be offered the children's menu – if there are any severe food allergies or dietary needs and we do not have anything they can eat; then the parents must bring the food for their child – as long as it does not include nut products. If children have already eaten, we can “suggest” that they meet us back when we open after the children's dinner or offer desert. No children should be turned away.

- **FOOD IN THE YOUTH FACILITIES:** There are certain items we are allowed to have in the Youth Facilities to aid in the program we offer such as snacks for Night Owls, movie nights and parties. This is put together by the Youth Director each cruise to be delivered to activity locations.
- **MOVING CHILDREN:** Before moving the children to another location, ensure that all staff are aware of how many children are in the group and have the children in a line. Always do a roll call from the sign in sheets when lining up the children to ensure everyone is accounted for. Give all the children a partner and ensure that the youth staff is evenly spaced through the line. Sing when moving from place to place (as long as it is not disturbing other guests). When you arrive at your destination please ensure that you count the children again.
- **PARENTS IN THE ROOMS:** If a parent asks to come into the room to play with their child, explain to them that for safety reasons we are unable to allow adults into the playroom. If a parent needs to come in to help their child adjust, explain to them that they will only be permitted to do so for a maximum of 5 minutes. Again, you can offer our Under 2 time and family time for parents to stay with their children who will not settle. Parents are allowed to videotape/photograph their children at any of the camp activities. No photographing/videotaping is allowed to those who do not have children participating in the program.
- **PRIVATE PARTIES:** If you are moving around the ship and you need to get through a lounge/location with a “Private Party” sign outside, it is essential that you go around, never enter a private party.
- **SCAVENGER HUNTS:** 9-17 year olds going on any hunt must always start and finish in the same lounge/location and the staff must be waiting in that lounge/location for the duration of the hunt. When 9-11 year olds leave on the hunt they will sign themselves out, by writing the time in the scavenger hunt column. When the child returns after the hunt, the child will sign themselves back in. Also remember that the 9-11 year olds that cannot sign themselves out are not permitted to go on the scavenger hunts so it is your responsibility to offer an alternative activity. Please switch around these alternative activities and not just do card games every time. No hunts are schedule during the evening. Ensure all rules are outlined, explained and understood by the children before sending them on the hunt.
- **SCISSORS & SHARPIES:** Never leave scissors, staplers or sharpies within children's reach. If you are using any of these items place them in your pocket. They should never be sitting on the tables.
- **SIBLINGS IN ROOMS:** Depending on how busy we are older siblings may be brought from one room to another to try to settle the younger children – do not take the younger children to the older age group. Once the younger sibling is calm the older sibling should go back to their room to participate in their age appropriate activities. This will only apply if the older sibling is in the age group using the 6-11 room, not if the older sibling's activities are taking place in a lounge outside of Camp.
- **SIGN IN/OUT SHEETS:** (As per Manual) Parents & Authorized Adults must have their Sail & Sign cards when signing in/out. Photo ID is acceptable, but Sail & Sign is preferred. If they do not have any ID, inform them that we are unable to sign their child in/out until they have ID. For children in the 2-5 age group parents must also have their phones with them and staff should be checking to ensure they are turned on, battery

is charged and working properly. In the circumstance a parent/authorized person does not have the phone with them do not turn them away let them know that they must return to their stateroom and give us a call so we know that they have it on them now. Also let them know that in future they must have the phone with them to sign in. Youth Staff will be responsible to input the time in/out and initial the form each time. Only the parents/guardian and authorized adults can drop off and pick up the children. No exceptions will be made.

- **SIGNING OUT – 9-11 YEARS:** If the parents of a 9-11 year olds informs you that their child is not allowed to sign themselves out you need to let the parent know that the child will be able to sign out to use the restroom if using a lounge outside of the youth facility (by writing in the time in/out using the special column) and child will be instructed to return right after they are finished/ also that they will not be able to participate in the Scavenger Hunts. If the parents of a 9-11 year old checks that their child is allowed to sign themselves out you need to let the parents know that this is an agreement between them and their child and we are not responsible for children in that age group that sign themselves out. When children sign in for the evening shifts check with parents to see if they are staying for Night Owls and if so place an “N/O” beside their names and ensure that they return the playroom with you at the end of the evening. The staff can also call the playroom to get the names of children who may be staying for Night Owls. If children are unsure as to whether they are supposed to stay after 10pm, keep them with you and try to locate the parents, never send the children off on their own with no stateroom key and no idea of where their parents are, they are always safest in our care.
- **SIGNING IN/OUT TEENS:** There is no signing in/out policy for the teens ages 12-17, they are free to come and go as they choose for activities however they do still need be registered by a legal guardian over the age of 18. Once registered they will receive a sticker on their Sail & Sign Card to show they are registered and will need to present this to the Club O2 Director upon entering the club each time.
- **SLEEPING CHILDREN:** We cannot turn a guest away if they bring a child who is sleeping. If a child is brought sleeping let the parents know that can put them in an area away from loud activity (with supervision) but we cannot ensure that they will stay asleep. We cannot however accept a sleeping child if the group is leaving the youth facility or during dinner.
- **TOILETING:** When activities occur outside of youth facilities (Ex. lounges/dinner) and a child needs to go to the restroom a staff member must go with them. Staff should never take more than 3 children ages 2-5 years, and no more than 5 children ages 6-8 years at a time and they must all go into the restroom together. Boys and girls 6 years and under must be accompanied in the restroom with a youth staff. Boys over 6 years may go into the men’s restroom but should be sent in with another child. 9-11 year olds must sign out when requesting to go to the restroom. The youth staff should direct them to the nearest location. No youth staff should ever use the bathroom while taking children to the restroom but instead stand near the doorway to monitor activity inside the bathroom as well as persons entering/exiting to ensure children’s safety.

YOUTH RELATED ISSUES:

- **ALCOHOL POLICY:** All staff should be aware of the drug and alcohol policy and adhere to these at all times.
- **BOOKS, MAGAZINES, IPODS, CELL PHONES OR ANY ELECTRONIC DEVICE:** Staff should not be reading personal books, magazines at any time. The same goes for doing personal tasks/arts & crafts unless it is for the benefit of the program. iPods, cell phones, or personal devices are not to be used when on duty or in a guest area.
- **BREAKS:** No breaks are permitted unless authorized by the Assistant/Youth Director, there will always be a “to do” list to work on or other duties that can be completed during your working shift.
- **CHEWING GUM:** You are not permitted to chew gum at any time when you are on duty or in a guest area.

- **CLEANING:** At the end of your shift you must clean and wipe down all the tables and areas that you were working in. If you do not clean up after yourself you will be called back to the youth facility to do this – this is taking pride in our working place and the responsibility of everyone on the team. After each shift we do a quick wipe down of the space used, and a tidy up to make sure it looks presentable for the next shift. At the end of each night we do a more thorough clean by washing all small toys in a heavy duty dishwasher and again wiping down the used space. We have a nightly cleaning checklist that we follow to ensure we don't forget anything. At the end of each cruise the entire team helps in what we call the "Big Clean" we scrub bigger toys down, use a steamer and again dish wash all small toys. This way the facility is spic and span for the new cruise to follow the next day. Aside from all the cleaning we do, the onboard housekeeping team also does a great job of cleaning our space. Vacuuming, taking garbage away and cleaning up after any fecal accident.
- **COMMUNICATION:** After a shift, talk to whoever it is you have been working with to discuss how the shift went, if it worked out or didn't work. You must use the log book letting others know information that might be helpful to them. When changing shifts or at the end of a shift, there shouldn't be comments such as "can I go". Information should be passed on regarding the children in our care. If a message is needed to pass on to parents, please make sure that all youth staff are aware of the message to ensure that the parent does receive the proper information. When you start your shift and there are 10 minutes before, take the time to discuss what you are going to be doing that shift (activities, supplies). Always read the log book before each shift and at the end. Initial beside it so it is acknowledged for all the staff. Do not use inappropriate language around or shout at the children. Avoid casual conversation during service. NEVER discuss personal issues with guests or in front of the children. Maintain professionalism at work. Remember that we work for a guest service industry. Our guests MUST be treated well.
- **CONFIDENTIALITY:** Staff must always be aware of what they talk about in front of the child. If an incident occurs with either a child or a parent it is your responsibility to ensure that this is dealt with and not left until the end of a shift. We should never be talking about these types of things in front of the other children or making a big deal out of them. If necessary contact the Assistant/Youth Director to deal with a difficult situation, doing this without disturbing the general running of the activities.
- **ENGLISH ONLY STANDARDS:** All guest areas are English Only Zones, please ensure you do not speak in any language other than English in these areas unless you are dealing with a child or parent. It is required that all shipboard employees be fluent in English. Please be aware that when you arrive on board your English must meet the acceptable standard. If the Youth Director does not find you're English to be up to par, she may ask you to join the CTC to participate in their onboard English classes to help you improve.
- **FOOD & DRINK IN THE YOUTH FACILITIES:** We do not allow the children to bring snacks into the youth facilities and the same rules apply to the staff. No hot drinks are to be brought into Camp at any time. Drinks may be consumed as long as it is sealed to prevent from spilling. This applies during Kids Meals too.
- **ISSUES WITH STAFF:** Maintain professionalism at work. If you have any issues at all please always let either the Assistant/Youth Director know. If there is an issue with another staff member, please try to sort this out between yourselves. If it is an ongoing issue, the Assistant/Youth Director will assist in the situation. Please maintain a good attitude, respect your colleagues and supervisor/managers. Let's keep a friendly environment! Please remember to treat everyone; guests and all team members with kindness and courtesy. Do not yell, or lose your temper while working. If you can no longer handle a guest/child/fellow staff, please refer them to another staff or the Assistant/Youth Director/Human Resources Director.

- **LEAVING SHIFTS:** Staff is not to leave work during a shift for any reason. If you need something from your cabin you must bring this with you to the shift. Females if you need hygiene products you must bring them with you to work; you cannot leave the children to go to pick these up from your cabin. If there is any kind of emergency and you need to leave, please inform the Assistant/Youth Director for authorization before leaving.
- **MEDICAL OFF:** If in the event you have been signed off sick by the medical department you will be paid your regular salary. You will not receive the gratuity money for the days you have been signed off sick. The gratuity pay will be pro-rated for that cruise. As well please advise your Assistant/Youth Director as soon as you know you are medical off or back on duty from being medical off so that they may adjust the staff schedule for the day.
- **PROPERTY OF CAMP:** It is your responsibility to keep good care and supervision of our property used for activities. For example, it is good practice for the staff to handle the video games and to know how many games you have at the beginning of shift and to ensure they are all there at the end of the shift. Board games are equally important, please ensure that all parts get put back in the proper boxes, do a sweep of the area at the end of the shift to check for board game parts. Often one piece missing causes the game to be unplayable.
- **SMOKING:** No staff are permitted to smoke in their uniform, this includes when off duty. When entering your work place you should not smell like smoke or be carrying cigarettes in your pockets. There are designated crew smoking areas.
- **SOLICITING TIPS:** Camp is not a tipping position and we are not permitted to solicit tips. If a parent offers you a tip, always thank them and place it in your pocket. At the end of a shift always hand over the tips to the Assistant/Youth Director. The Assistant/Youth Director will sort and distribute these at the end of the cruise (may vary ship to ship).
- **STAFF MEETING:** It is our one time in the week to get together to look back and try to improve on the program. If there is something that is bothering you or you are unsure of something then this is a great time to discuss it with your fellow co-workers. It is also a great time to reflect on what went well in the week and praise it (Activities, children, TGEM, etc.). When time permits the staff meetings may also be time for quizzes, to play and review new and old activities and team building activities.
- **STAFF PRESENTATION:** Staff need to ensure that they are not sitting on the tables or other equipment, we do not let the children do this, so please do not do it yourself. If you need a place to sit, use a chair. Also staff should not be lying on the floor, unless you are clearly engaging in play with the children. Staff must keep good hygiene while onboard. A shower must be taken at least once a day. Anti-perspirant or deodorant is required. Hair must be kept clean, styled and neatly maintained at all times. Long hair (below the shoulders) must be pulled back or put up in a stylist fashion. It should be confined so it will not fall forward over the face while working. (Refer to the Carnival Look/Quick Reference). Please also ensure that you are in compliance with the Carnival Look and iron your uniform if need be. You must wear your name tag at all times. Your Crew ID lanyard must be worn in crew areas when off duty and in your own clothes if choosing to wear this instead of your name tag. Do not wear your jacket tied around your waist - either take it off or put it on. Please ensure you read the look book and work with the Assistant/Youth Director on this area. You will be observed and given 1 chance on your uniform, if we continue to see the same issues disciplinary action will be taken. You are all adults and should take pride in your appearance. Please ensure that you are in compliance with the "Carnival Look" at ALL times.

- **SWITCHING SHIFTS:** We work on a rotating schedule to ensure that it is fair for all staff members. If for a special occasion you need to switch shifts then this must be cleared by the Youth Director and this must be done at least 2 days before the shift you are hoping to change and is subject to denial.
- **VISITORS:** No friends are permitted to visit you when you are on duty. Personal phone calls should not be received while on duty. Other crew members are not permitted to enter or join in any Camp activities unless in the line of duty and must only be there for their duty, not to stay and play.

Youth Staff Work Schedule

You will be assigned to a specific age group or duty on the schedule. You will be working shifts between 2 hours to 7 hours and the amount of hours you work on Port Days and Sea Days will be listed as well. You will have breaks to eat lunch and dinner, but these will not be on your schedule, just a clear spot where you do not have to be in the playroom or on duty. Some dinner or lunch times you will be scheduled to work the Kids dinner or lunch, during these times you can eat with the kids in the Lido Restaurant if you do not have time afterwards to eat. There are a lot of different duties and you need to make sure that you are always 10 minutes before the time at your assigned duty. You may be required to work up to 70 hours a week.

See Section Youth Staff Schedule for Team Schedule Sample.

The goal of Youth Programs is to provide safe daily fun-filled activities for the children and teens onboard. It is important that we maintain a high level of patience, energy and enthusiasm with the children and teens at all times. We must remember that our youth cruisers are anxious to get involved and enjoy all of the onboard activities. Therefore, we should look forward to sharing their vacations with them. Since we are continuously introduced to new faces and personalities, each cruise is a new and exciting adventure. We take great pride in our Youth Programs as we spend time creating new activities and improving old ones. All of the Youth Programs Staff have experience with children and teens of different ages. As a result, together we strive to develop age-appropriate and fun-filled activities for all of our youth cruisers. While onboard, you will work under the supervision of the Youth Director. Any questions, problems or suggestions should be directed to the Youth Director.

Youth Program Activity Schedules

The Youth Director puts together a list of activities for the Camp Carnival/Camp Ocean age groups. The Circle "C" Director and Club O₂ Directors prepare the schedules for their respective age groups. The children/teens that have registered receive their Activity Schedule for their respective age groups at the Youth Programs Orientation on the first day. Parents are responsible for registering all the children and teens for the program. The Activity Schedule lists all of the activities that will be taking place for the entire voyage. Inside the Activity Schedule it states the time the activity will be going on, what activity will be offered and where the activity will take place. There are many times throughout the voyage that we utilize guest lounges and outer decks for the use of the program.



CAMP CARNIVAL
WELCOME ABOARD CARNIVAL DREAMSM

CRUISE ACTIVITY SCHEDULE
2-5 YEARS
Location: Camp Carnival Deck 11 Midship
Playroom #1141

SATURDAY
8:00am-10:00am Youth Program Orientation
8:00am-10:00am Family Welcome Board
8:00am-10:00am Open for Viewing
8:00am-10:00am Night Club (Free App)
10:00am-10:00pm Night Club (Free App)

CARNIVAL NIGHT OWLS
A Parent/Guardian Must Be Present Until 10:00pm

Youth Director: Lashelle Smith
Assistant Youth Director: Anna Kachinski
Camp Carnival Staff: Dargins, Daria, Evangelina, Heather, Jennifer, Joanne, Karolann, Ludy, Maria, Nora, Rosemarie, Ulyana

Parents/Guardians must sign the registration form which adults over the age of 18 are authorized to sign on behalf of the child. All designated adults will be required to present their ID & Sign a Card at their age group out. For the safety of the children, there are no exceptions to this rule.



CAMP CARNIVAL
WELCOME ABOARD CARNIVAL DREAMSM

CRUISE ACTIVITY SCHEDULE
6-8 YEARS
Location: Camp Carnival Deck 11 Midship
Playroom #1142

SATURDAY
8:00am-10:00am Youth Program Orientation
8:00am-10:00am Family Welcome Board
8:00am-10:00am Open for Viewing
8:00am-10:00pm Night Club (Free App)
10:00pm-10:00pm Night Club (Free App)

CARNIVAL NIGHT OWLS
A Parent/Guardian Must Be Present Until 10:00pm

Youth Director: Lashelle Smith
Assistant Youth Director: Anna Kachinski
Camp Carnival Staff: Dargins, Daria, Evangelina, Heather, Jennifer, Joanne, Karolann, Ludy, Maria, Nora, Rosemarie, Ulyana

Parents/Guardians must sign the registration form which adults over the age of 18 are authorized to sign on behalf of the child. All designated adults will be required to present their ID & Sign a Card at their age group out. For the safety of the child, there are no exceptions to this rule.



CAMP CARNIVAL
WELCOME ABOARD CARNIVAL DREAMSM

CRUISE ACTIVITY SCHEDULE
9-11 YEARS
Location: Camp Carnival Deck 11 Midship
Playroom #1142

SATURDAY
8:00am-10:00am Youth Program Orientation
8:00am-10:00am Family Welcome Board
8:00am-10:00pm Open for Viewing
8:00pm-10:00pm Night Club (Free App)
10:00pm-10:00pm Night Club (Free App)

CARNIVAL NIGHT OWLS
A Parent/Guardian Must Be Present Until 10:00pm

Youth Director: Lashelle Smith
Assistant Youth Director: Anna Kachinski
Camp Carnival Staff: Dargins, Daria, Evangelina, Heather, Jennifer, Joanne, Karolann, Ludy, Maria, Nora, Rosemarie, Ulyana

Parents/Guardians must sign the registration form which adults over the age of 18 are authorized to sign on behalf of the child. All designated adults will be required to present their ID & Sign a Card at their age group out. For the safety of the child, there are no exceptions to this rule.



WITING RAYS
CRUISE ACTIVITY SCHEDULE
AGES 6-8
March 10, 2014

WELCOME ABOARD CARNIVAL TRIUMPH!
Camp Ocean located on Deck 11 Forward / Phone #1140
Youth Director: Delia Davis / Assistant Youth Director: John Noya
Camp Ocean Staff: Rhonda, Kristina, Karla, Gervet, Megan, Melissa, Juliet & Debbie

MONDAY WELCOME TO CAMP CARNIVAL

5:00pm
Youth Program Orientation
This area is for the kids, teens and parents. Center for a youth orientation, so everyone can be on the same page when it comes to the Youth Program.

7:00pm-8:00pm
Family Welcome Board Party


8:30pm-9:00pm
Open for Viewing & Meet New Friends

9:00pm-9:45pm
Theme Night: Fun Under the Sea

10:00pm-10:00pm
A 3-Dinner Taster Fish

10:00pm-10:00pm
Night Club (Free App)

10:00pm-10:00pm
A Parent/Guardian Must Be Present Until 10:00pm



Weekly Activity Schedule
12-14 year olds
circle C

WELCOME ABOARD CARNIVAL DREAMSM
Deck "C" - Deck 6 Aft

ACTIVITY HIGHLIGHTS
October 15 - October 23, 2011
SATURDAY
Welcome Board Party
SUNDAY
Camp Party
WEDNESDAY
Movie Time: Pirates of the Caribbean: On Stranger Tides
Open for a full listing of activities for the cruise.

TEEN TOUR
Everyday teen tour!
Enjoy a personal encounter with the World's Most Fabulous Teen Tour!
Enjoy a personal encounter with the World's Most Fabulous Teen Tour!
Enjoy a personal encounter with the World's Most Fabulous Teen Tour!

Parents/Guardians must sign the registration form which adults over the age of 18 are authorized to sign on behalf of the child. All designated adults will be required to present their ID & Sign a Card at their age group out. For the safety of the child, there are no exceptions to this rule.



WELCOME ABOARD CARNIVAL TRIUMPH!
Camp Ocean located on Deck 11 Forward / Phone #1140
Youth Director: Delia Davis / Assistant Youth Director: John Noya
Camp Ocean Staff: Rhonda, Kristina, Karla, Gervet, Megan, Melissa, Juliet & Debbie

MONDAY WELCOME TO CAMP CARNIVAL

5:00pm
Youth Program Orientation
This area is for the kids, teens and parents. Center for a youth orientation, so everyone can be on the same page when it comes to the Youth Program.

7:00pm-8:00pm
Family Welcome Board Party

8:30pm-9:00pm
Open for Viewing & Meet New Friends

9:00pm-9:45pm
Theme Night: Fun Under the Sea

10:00pm-10:00pm
A 3-Dinner Taster Fish

10:00pm-10:00pm
Night Club (Free App)

10:00pm-10:00pm
A Parent/Guardian Must Be Present Until 10:00pm

Onboard Policies for Parents/Children/Teens to be Aware of

- Age Policy: Carnival's policy is to group children together according to their age. The age is determined according to the child's birth date.
- How do children/teens register for the programs? Families have an option to pre-register their kids/teens before they board the ship online OR they can register once onboard by filling out the registration form which allow their kids/teens to participate in the program all cruise long
- Do you have ratios? We don't really have ratios as kids/teens are coming and going constantly as it is a drop off service, however we do have at least 2-3 staff on the floor with every age group
- What about children who have special needs/allergies? We allow all kids/teens into the program and we treat them all the same. We cannot provide one on one care however, we do our best to make sure they feel included, safe and cared for.
- Do we change diapers? We assist all kids 6 and under when using the restroom and help when needed. We also change diapers. If you do not already know how to change a diaper, not to worry we will teach you how. Guys....You will be expected to help change diapers too!!

Children in diapers must be checked every hour and/or changed as needed and the log should outline whether the children are wet(W)/bowel movement(BM) or dry(D). Staff must also acknowledge if they have used a diaper from the youth supplies by marking Y or N. The log should be checked at the end of each shift to ensure it has been filled in correctly. When done properly there is an initial for each hour the child is participating in youth activities. Whenever you are changing a diaper follow the diapering steps posted at the changing table but never leave the child unattended, attach the belt strap and always keep the door open.

ONBOARD POLICIES & USE OF FACILITIES

- Parents at all times are responsible for their children's behavior and compliance with Carnival's Youth Programs onboard policies and Carnival's shipboard use of facilities.
- Please do not run. The indoor and outdoor decks can be slippery and dangerous.
- Recreational Water Facilities (Swimming Pools / Whirlpools / Water Parks / Spa pools): Lifeguards are not on duty at any of the Recreational Water Facilities. Our pools are not designed for diving. Please note that there are height restrictions for children to use the slides. United States Public Health Notice: Children who are not toilet trained are not permitted in any Recreational Water Facility onboard – no diapers or swim diapers allowed. Children should be taken on frequent bathroom breaks. There is a diaper changing facility located on each ship.
- All youth activities are smoke and alcohol-free
- Children should not be brought to any activities with damp or wet bathing suits. Shoes are required to be worn at all activities at all times
- Youth Programs is not responsible for any items left at activities - please do not bring any personal items or valuables
- Spa Carnival®: Guests under 12 are not permitted in the Spa. An adult must accompany guests between the ages of 12 & 16 at all times.

Daily Fun Times

The Fun Times is the daily guide of the Carnival Fleet. It is a unified, consistent, informational publication that's up to date, accurate, and is easy to read and navigate. Fun Times will speak from "one voice" and presents activities and revenue opportunities in a well thought out and logical manner. This is a vital part of the guest's cruise it lets them know where and when EVERYTHING is onboard.



Merchandise & Rentals

Youth Programs have some fun items that are for sale to all guests. Carnival's Teddy Bear Workshop (Beary Cuddly) is hosted by Youth Staff where families and guests can make their own stuffed animal and purchase a variety of outfits and accessories to go along with it. Also we rent Strollers. As part of the Youth Programs Department you will be asked to help promote and sell these items.



St. Jude Children's Research Hospital®

Carnival Cruise Line®, the world's largest cruise operator, has partnered with St. Jude Children's Research Hospital to continue its comprehensive fundraising. St.

Jude is one of the world's premier centers for the research and treatment of pediatric cancer and other catastrophic diseases. The program is called Care to Play: Carnival For St. Jude Kids. It provides guests an opportunity to participate in fun, interactive activities designed to raise funds and awareness in the fight against childhood cancer. Care to Play activities include the



"Groove for St. Jude," a fun dance activity held once each cruise that allows guests to make a donation and "groove to the music" in one of the ship's high-energy dance clubs with sounds provided by the ship's DJ. Guests receive a Care to Play T-shirt and wristband and 100 percent of their donation goes directly to St. Jude. Another component is Carnival's Teddy Bear Workshop in which children from Camp program can build their own cuddly St. Jude keepsake bear. To show their support, kids can also customize their bear with doctor's apparel. One hundred percent of profits, after all related expenses, benefit St. Jude Children's Research Hospital. Alongside our fundraising, we've also been named Official Celebration Partner of St. Jude. That means we get to bring our Carnival brand of fun to the St. Jude campus in all sorts of ways – sponsoring birthday parties, hosting their high school prom, creating themed days of play and much more. It's Carnival's way of giving back to the world we love to cruise in. And we encourage all of our crewmembers to get involved.



Seuss at Sea™

Carnival Cruise Line® has an exclusive partnership with Dr. Seuss Enterprises, which brings this beloved children's brand The Carnival Seuss at Sea™ Program will offer a variety of exciting and immersive onboard youth, family, dining and entertainment experiences featuring the amazing world and words of Dr. Seuss. Activities and events include:

- Seuss-a-palooza™ Parade
- Seuss-a-palooza™ Story Time
- PHOTO TIME! With Dr. Seuss
- Green Eggs and Ham Breakfast with The Cat in the Hat and Friends™
- Dr. Seuss Bookville™ (only on the Carnival Freedom and Carnival Vista)
- Dr. Seuss themed activities in Camp



Seuss-a-palooza Parade - Join The Cat and his friends for more fun than you know. Put your marching shoes on it's time to go!



YOUTH PROGRAMS

Recruiting May 2015



Seuss-a-palooza™ Story Time – Use your imagination, read and rhyme! With your Cruise Director and The Cat in the Hat, this is a one-of-a-kind story time.



Green Eggs and Ham Breakfast with The Cat in the Hat and Friends™ – Treat the whole family to a breakfast meal, in the whimsical world of Dr. Seuss that's real.



PHOTO TIME! with Dr. Seuss – Show off those “Seuss-induced” smiles at this special photo opportunity with the characters.



Dr. Seuss Bookville™ – The shelves of this family reading and play space are filled to the brim with Dr. Seuss games and books for hours of reading fun. Only on select Carnival ships.



Animators (Character Performers) are staff members who are responsible for dressing in the different Dr. Seuss costumes and who will attend all Dr. Seuss events. Animators (Character Performer) are responsible for getting their costumes cleaned and general up keep of the costumes.

Section – Carnival Look

THE CARNIVAL LOOK

Team Carnival is responsible for conveying a professional image at all times – the ‘Carnival Look’. While on duty in guest areas you must be in uniform, when off duty you must dress according to the Carnival Look. You will need clothes for visiting our ports of call during your time off.

CARNIVAL LOOK - QUICK REFERENCE

SHOW PRIDE IN OUR JOBS AND IN OUR COMPANY

Carnival Cruise Lines maintains a high standard of personal appearance, dress, health and hygiene. As a team-member you create an impression and represent the entire company, regardless of the amount of guest contact. Our uniform program and grooming standards are designed to enhance the overall guest experience. It is important that you present a well-groomed appearance at all times, and use good judgment in dressing appropriately for your position and departmental dress standards.

UNIFORM POLICY

- ✓ Uniforms shall be in presentable condition.
- ✓ Nametag to be worn on left side of the garment 2-3" below the collarbone at all times in guest areas.
- ✓ Faded/worn tags should be replaced immediately. Nothing should be added to the nametag. A language spoken flag as per nametag policy is accepted.
- ✓ Guest Areas (on & off duty) – Team Carnival shall wear uniform according to specifications of each position (see *Public Folders for details*). Exception is made for Crew Functions when / if in Guest venues in which case personal attire can be worn with Crew ID & Lanyard or nametag.
- ✓ Crew Areas (off duty) – Team Carnival shall have an option to wear uniform with nametag or personal attire with Crew ID & Lanyard (see photo).

SHOES

- ✓ As part of the uniform standard, safety footwear is required. CCL approved shoes are available onboard. Any deviation (maintaining CCL style & color) would require Department Head approval.
- ✓ If your position permits purchasing your own shoes, then they must match the uniform standard (see *Public Folders for details*) in style, color, heel height, be slip resistant, etc.

PERSONAL GROOMING

- ✓ Make-up should be tastefully applied and not excessive.
- ✓ Tattoos must be covered by clothing, make-up or band aids.
- ✓ Body piercing, tongue studs and visible dental ornamentations are unacceptable.
- ✓ Extreme styles of jewelry are not permitted.
- ✓ Earrings are not permitted for male employees.

- ✓ Hair must be clean, styled and neatly maintained at all times.
- ✓ Hair coloring must look natural and not of extreme.
- ✓ Men's hair must be neat and trimmed at or above the standard collar line.
- ✓ Long hair must not cover face.
- ✓ Mustaches/Goatees are acceptable if trimmed and neat but cannot be grown during time onboard.
- ✓ Sideburns must not extend beyond the middle of the ear.

GENERAL INFORMATION

- ✓ Team Carnival members must wear appropriate attire when in Employee Dining Rooms, no tank tops.
- ✓ Baseball Caps or hats are not permitted to be worn in guest areas, unless part of the specified company uniform attire.
- ✓ Uniform, day or evening, to be worn during Guest Safety Briefing as well as for safety drills and training.
- ✓ Nametag would need to be worn by all employees in guest areas including non-uniformed staff.
- ✓ Uniformed Team members should wear their Cruise Elegant attire in guests areas on Cruise Elegant evenings ONLY, regardless whether on or off duty.
- ✓ Exception is made when dining in Steak House, where Elegant Attire is required all evenings.
- ✓ "I Am Carnival" pin and service pin (when applicable), should be worn above nametag.
- ✓ If a safety representative, the Safety Pin should be worn on right side/lapel.

ENTERTAINMENT DEPARTMENT

Assistant Cruise Director & Social Hosts are required to wear uniform at all times in guest areas while on duty. The following exceptions apply for the Entertainment Department:

- ✓ Male Entertainers are permitted to wear their hair long providing it is neat and pulled back away from the face while on duty or in a guest area.
- ✓ Mustaches/Goatees/Beards are acceptable if neat & trimmed.
- ✓ Male Entertainers (except CD, ACD & Social Hosts) are permitted one earring in each ear, not to be excessive in size or style.
- ✓ On Duty During Day/Evening: Day Uniform needs to be worn at all times (see *Public Folders for details*)
- ✓ On Duty during Cruise Elegant Evening: Evening Uniform to be worn (see *Public Folders for details*).
- ✓ Off Duty During Day: See below.

NON-UNIFORM ATTIRE IN GUEST AREAS:

Non-Uniformed and/or Off-Duty Team Carnival members (Entertainers, Concessions, Youth Dept & Casino Dept only) may wear the following:

DAYTIME / EVENINGS

Smart Casual

- ✓ Similar to Resort Wear includes dress shorts (no gym shorts) with matching shoes & socks, trousers, Capri pants (for females only) & polo style shirt. T-shirts, T-strap, Muscle shirts and shorts/trousers with exaggerated pockets or zips are not permitted. *(in the evening not shorts)

CRUISE ELEGANT EVENINGS

Elegant attire after 5pm

- ✓ Male – Suit or dress pants with long sleeved collared shirt and matching shoes.
- ✓ Female – Gown/Dress/Trousers/Skirt with matching shoes.

WHILE THESE STANDARDS ARE NOT ALL-INCLUSIVE, IF IN THE OPINION OF MANAGEMENT, AN EMPLOYEE DISPLAYS AN UNPROFESSIONAL APPEARANCE EVEN IF ADHERING TO THE ABOVE 'GUIDELINES' - HE OR SHE WILL BE ASKED TO CHANGE. 'THE CARNIVAL LOOK' IS EVERY TEAM MEMBERS RESPONSIBILITY.

Youth Programs Nametags

The name tag is part of the uniform. They should be worn on the left side approximately 3-4 inches below the collar bone. It must be visible at all times, in all crew areas, including the crew lounge and in guest areas while on duty. The Youth uniform shirts have designated grommets in the shirts for the name tags to be placed.



Youth Programs Uniforms

All Staff must wear their uniform when on duty. On elegant evenings both Circle "C" and Club O₂ can wear their own clothes following the Carnival Look standard. The company will provide you with a daytime uniform that will last for the duration of your employment.

UNIFORM: polo shirt, shorts, wind suit jacket & pants

SHOES: You will be required to bring your own pair of white sneakers and white socks for the daytime uniform. Circle "C" and Club O₂ will be required to also bring their own elegant shoes and elegant evening attire, check the Carnival Look in regards to what is allowed. The Youth Director will outfit you with your uniform on the day you get on the ship. Depending on the amount of supplies on board you might receive a temporary uniform while a brand new set is ordered just for you! Staff will each receive track suits – includes jacket/pants, shirts with the logo based on your program & shorts. You can mix and match with the shorts, pants and jacket.

FUN SHIP 2.0 UNIFORMS: All of the lounges around the ships have specific branded uniforms for the team members to wear so that they represent the branded spaces that they are working in.

Off Duty Attire

Suggested clothes to bring while off duty - Shorts, t-shirts, jeans, swimming attire, sundress/skirts, sandals, sports clothing & sneakers, sweater/jacket etc. There are plenty of crew parties, team hang out nights etc...that you will be able to wear your own clothes. In guest areas we are never to wear jeans or shorts, we need to look resort casual.

You will be provided with a Team Carnival Shipboard Handbook in your cabin. This handbook will indicate proper attire at all times including hairstyles and jewelry. This handbook is to be followed in order to have a standard professional look.

NON-ELEGANT EVENINGS


Elegant Casual (After 8:00pm)

- Male – Dress pants with belt, matching shoes and long sleeved, collared dress shirt tucked in
- Female – Dress pants/skirt with matching shoes & dress blouse with long sleeves and collar

ELEGANT EVENINGS

Elegant Attire (After 5:00pm)

- Male – Suit, jacket & tie or tuxedo with matching shoes
- Female – Gown/formal dress with matching shoes. Dresses should not be shorter than 2-3" above the knee.



Section – Other Onboard Departments

The Entertainment Department onboard is managed by the Entertainment Director who oversees the following areas and is responsible for the onboard scheduling of the Adult Entertainment:

- Entertainment Director - The Entertainment Director is the head of the Entertainment Department; responsible for the operation, safety, quality control and programming related to entertainment onboard.
- Cruise Director – The true face and voice of the ships; a magnetic personality that inspires the guests to get involved and enjoy their memorable vacation experience
- Entertainment Staff - They are also known as the “FUN PATROL” they are responsible for hosting activities on board such as, Trivia’s, Dancing, sporting activities, bingo and many more
- Playlist Performers – Perform in our 2.0 Playlist production shows
- Dancers- The dancers perform in the main production shows and help with the entertainment activities
- Production Singers - Perform in the main production shows onboard
- Dance Captain - is in charge of the dancers onboard and the scheduling of their daily activities
- Pro DJ/DJ - Is responsible for the music in the nightclub and any special activities requiring great music
- Entertainment Technical Staff - Are responsible for the running of the lounges onboard such as, sets, sound and lights
- Musicians - They are responsible for the live music onboard, they perform in many of the ships lounges
- Fly On Acts - They join the ship on a port of call to perform their act (Magician, Comedian etc.) then disembark on the next port of call

The Entertainment Department is part of the on board Guest Operations / Commerce Operations and this area also consists of the following areas...

- Youth Director – Oversees all aspects of the Youth Programs and reports to the Hotel Director
- Hotel Director – Oversees all guest operations for all departments within the hotel department
- Guest Services – Deals with the guest concerns/answer any questions
- Housekeeping – Responsible for the cleaning of the guest and crew areas and splits into various areas within the department
- Food Operations – Responsible for all the food in guest and crew areas.
- Beverage Operations – Responsible for all the beverage in guest and crew areas.
- Coffee Shop/Bar – Carnival’s coffee shop offers a selection of drinks and snacks. Staff has the option of buying these as long as it’s quiet. There is a discount for the staff.
- Casino – This is one of the areas that staff are not allowed to go into
- Carnival Spa® – This is where you can go to the gym, have a haircut etc., always remember the guests come first
- Photo Department – Takes the guest photos on board the ship with various backdrops around the ship on different nights. They also take photos for staff to purchase. Cameras and accessories are available for purchase.
- Shore Excursion – Arranging the guest tours in the ports of call. Some tours are available for sale for the crew at a discounted rate and you can check with the Youth Director.

- Gift Shop – Sells souvenirs, fine jewelry, make up, watches, liquor, etc. for the guests. Team members have the option of purchasing items in the shops at a discounted rate.
- HR Director – Is there to help any work/personnel related issues – they are neutral to the operation
- Manager of Staff Administration (MSA) – The MSA is responsible for signing on all team members onto the vessel they also are responsible for the following:
 - Cabin allocations
 - Keeping/storing of all passports with the exception of USC (who hold onto these)
 - Oversee safety deposit boxes for a deposit to store your valuables in
 - Issue Crew ID cards which will be used to get on and off the ship
 - Arrange for all crew to go through Immigration after they have completed their first cruise as you have to obtain a I-95 that is required for all non USC's and this permit has to be visible along with your Crew ID in any United States Port until you have left the port – As you are a new hire the MSA will give you a holder for it – you do not want to lose the I-95 as it is expensive to replace (Approx. \$350.00).

Section – Paperwork/Travel Information

Required Documents & Visas

The following documents must be ready to give to the Manager of Staff Administration once you arrive onboard:

UNITED STATES CITIZENS: Required to have a valid Passport good for one (1) year. All U.S. Citizens are required to complete a W4 Form (for tax purposes).

US ALIEN RESIDENT (GREEN CARD HOLDERS): Required to have their Alien Resident Card and their valid Passport.

CANADIANS: Required to have a valid Passport good for one (1) year.

NON-US CITIZENS: MUST have a valid passport with a MULTIPLE entry “C1-D” visa. IMPORTANT: This visa is a requirement. The visa and passport must be valid for a minimum of one (1) year without these documents you will not be permitted to work onboard. If you do not have these documents the day you are required to start work, you will be denied boarding. In order to apply for a C1/D Visa you will need to contact the American Embassy and this can be done online and you will be required to fill out the paperwork needed – please note you cannot apply for a C1/D visa unless you have been given your Letter of Employment with your assigned ship. The company will reimburse your C1/D fee, Please bring your receipt to your ship. They will do this onboard.

MARLINS ASSESSMENT TEST: This is required by all applicants who are from non-English speaking countries. You must have a pass mark of 90% or above. (A copy of Marlins Certificate must be brought onboard).

MEDICAL: All copies of your medical along with all the lab results must be brought onboard. The original copy of your medical must be provided to the ship medical department. This must also include your MMR and x-rays.

CREW DATA SHEET: This form is sent to you along with your Letter of Employment. This form is to be filled out with your personal information and handed over completed when you arrive onboard the ship. Some of the details include date of birth, name of airport at home destination, emergency contact person, personal belongings, passport details etc.

THE FOLLOWING DOCUMENTS MUST BE SUBMITTED TO THE YOUTH DIRECTOR ONCE ONBOARD IF YOU DO NOT HAVE THESE DOCUMENTS THE DAY YOU ARE REQUIRED TO JOIN THE SHIP, YOU WILL BE DENIED BOARDING.

DOCUMENTS REQUIRED: All documents/certificates require a clearly visible completion date and must be valid for the entire contract. The documents must also have an official English translation submitted. The below certificates must be updated every 2 years.

UP TO DATE CRIMINAL BACKGROUND CHECK: Youth Staff are required to submit a current Criminal Background Check/Vulnerable Sector – CCL will complete US citizens Background Checks

UP TO DATE FINGERPRINT REPORT FOR US AND CANADIAN CITIZENS: United States and Canadian Citizens only are required to obtain a fingerprint based background check report in addition to the criminal background check.

UP TO DATE CPR AND FIRST AID: All staff are required to have Valid CPR (Infant/Child/Adult) and First Aid Certificates. There are no online certificates allowed.

It is your responsibility to ensure all documents are updated for the duration of each contract. You are also responsible for full payment of the above certificates/paperwork.

Carnival Approved Medical Exams

All team members are required to undergo a full medical examination before joining the vessel; this is a U.S. Coast Guard regulation. The medical exam is at your own expense and must be completed by a Carnival approved physician. All aspects of the medical are to be filled out. We have a list of Carnival approved physician that we will send you. If applicable, you must let the agency know when your medical has been sent to the office. Once you have completed your medical - all the paperwork and lab results must be sent to the CCL Medical Department. You can either scan them to newhirephysicals@carnival.com or Fax 1-305-406-6540. If you have been dealing with an agency directly then forward your information to them who will communicate with the medical department on your behalf. Please ensure you have your full name, position and the department you have applied for on your medical. Your medical has to be approved by CCL Medical before boarding the ship. If approved you must bring the original copy of your physical including all the lab results with you to the ship. Failure to do so will deny you boarding to the ship. If applicable and you have any questions please go through your recruiting agency and they will assist. Medicals are valid for two years from the date on the actual medical form signed by the doctor. Your medical must be valid for the duration of your contract.

Letter of Employment (LOE)

Once we have all the necessary documents and your medical has been cleared by CCL Medical Department. Carnival will send you a letter of employment. This letter is to help you obtain a "C1-D" Visa (except Americans and Canadians) from the U.S. Embassy in your home country. It will help you clear U.S. Immigration when you enter the United States. It is a must that you keep this letter with you when you leave from your home airport as you will either go through United States Immigration before you leave or when you enter your first United States airport as Immigration will be asking to see it. You will also show this for confirmation at the hotel and going through security at your designated port of call. We suggest that you wait until you receive the letter of employment (LOE) before applying for the needed visa.

If you did not receive your LOE please contact shipboardyouth@carnival.com so that we can get back to you as soon as possible.

Airfare, Hotel & Transportation

As a new hire Carnival will pay the expenses for your first flight arrival to your home port. Carnival will then pay for the hotel, transportation fees, meals, etc. Carnival will also provide you with transportation to join the ship (ask the front desk at your hotel for more info). Upon completion of your first six to eight month contract, Carnival will pay for your return flight home. Thereafter, the company will provide airline tickets to/from the Youth Programs staff designated homeport, unless employment is terminated, an emergency arises or you hand in your resignation.

Arrival Confirmation – You are required to confirm acceptance of employment and details of your arrival. You can communicate through your agency or directly through Carnival by the following.
Fax Number: 1-305-406-4924

Email Address: confirm@carnival.com (please keep a copy of the email sent)

You will receive an automated response when you send your confirmation to Shipboard Human Resources to give you peace of mind, that your e-mail has been sent.

Your Well Deserved Vacation- You made it!

After your assigned contract, approximately six to eight months, you will be scheduled finally for your well-deserved vacation. Generally, you will be allowed a four to eight weeks' unpaid vacation. The schedule for Youth Programs is done by the Youth Programming Shoreside Management team. Your ship assignment and sign on date of your next ship is based on where we feel you are needed. Please note that we try to avoid changing your ship assignment at the last minute but sometimes, due to cabin availability or emergencies that can arise with other team members onboard, changes can occur. We apologize in advance.

The Manager of Staff Administration conducts a sign-off orientation and will provide you with all necessary documents and information:

- Return Flight
- Letter of Employment
- Blank Medical forms – remember medicals only need to be done if your medical will be expiring before the end of your next contract
- Hotel information
- Confirmation Form
- What to do with your luggage
- When to get paid
- What time you need to be ready to disembark the ship

Contract Information

If you have questions regarding Youth Programs then you can email your questions to the following email address: shipboardyouth@carnival.com

Mailing Address:

Carnival Cruise Lines
3655 NW 87th Avenue
Miami, Florida USA
33178-2428

Shipboard Human Resources/Personnel

E-mail: crewassistance@carnival.com

Phone: 1-305-406-4649

Phone: 1-888-871-1750

Fax: 1-305-406-4903

Section – Camp Information: What we offer

Under 2 Years

We do not offer an activity program for children under the age of 2. However, we accept Under 2 year olds during the following times (depending on ship's itinerary).

- Family Play Time: 8am-10am on Sea days – designated time for Under 2's only. Parents can come into the program and play with their child or can leave them for a fee
- Port Mornings (arrival until 12pm) or Port Afternoons (late arrival until 5pm) – depends on the port of call the under 2's are also with the 2-11 years (Fees Apply)
- Evening Services from 10pm-1am (Fees Apply)
- We would be responsible for changing their diapers and feeding these infants if they are left in our care.

Camp Carnival / Camp Ocean

Camp is divided into three different age groups and the Camp Staff work with every age group on a rotation basis each cruise/week. The groups are as follows:



CAMP
CARNIVAL®

Ages 2 – 5
Ages 6 – 8
Ages 9 – 11

CAMP
OCEAN!



YOUTH PROGRAMS

Recruiting May 2015



In each age group we offer age appropriate activities that are scheduled each day, this way the younger cruisers can look at their activity schedules and plan their cruise and attend the fun activities that we offer. Different activities take place each day. All of the activities are designed for the specific age groups that we have. Generally, you will find that sea days are busier than port days. There will always be a minimum of 2 staff members working at all times.

We keep children together in the age groups based on their birthdays. We realize that families are sailing together so there are some times during the cruise when all of the children in Camp Carnival/ Camp Ocean are placed in a large setting (port mornings, meals & some parties).





Youth Facilities

PLAYROOM

The playrooms are bright and lively spaces. After all, we always want it to look its best as it is a reflection of the program and the Camp Staff onboard. The playroom is open every day from early in the morning until 10pm complimentary. We offer many types of activities throughout each day. The playroom is where the youngest of our cruisers play – it is equipped with toys, board games, arts & crafts and lots of fun stuff for the entire cruise. All of these activities will be presented in the Camp Activity Schedules which lists the times, activities and locations for each age group. Our activities are mostly indoor, with a few occasional outdoor games.



GAMEROOM

Each ship has a different set up that may include a game room. This is a shared space for the 6-8 year olds and 9-11 year olds. The room is stocked with the latest video consoles and games, a wide variety of board games, TV's for movie nights and crafting supplies. There are plenty of things to keep the kids occupied. Most of our activities are indoor activities; however they're times where we take them outside. However, we never take the kids/teens swimming.



MOVIE ROOM

Each ship has a different set up which may include an additional third space used for parties, movies & activities for all 3 age groups. A typical room will include a big screen TV mounted to the wall which can be utilized for movies or video gaming. This is a versatile space that can house just about anything you can think of! When the lights go down it feels like a kid's very own mini movie theatre! On some ships there is a great space for the kids to dance and have parties. All movies watched are age appropriate and must be approved before they are sent from our shore side office, due to some copyright laws.



CAMP OCEAN SPACES


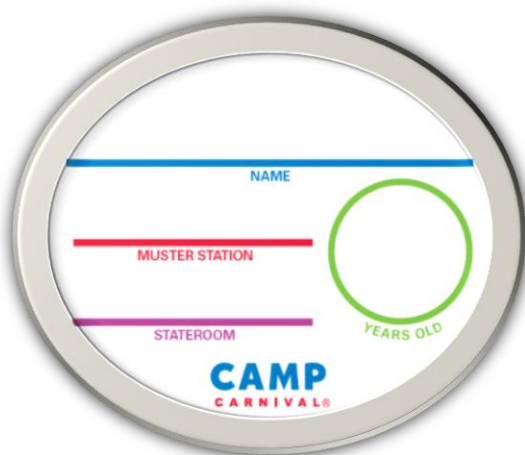


Our Sign In/Out Policy

Looking after the children's safety we have specific policies & procedures we follow based on signing in/out the children. We want to protect the child the best way we can and ensure that we have taken all precautions seriously.

2-8 YEARS SIGN IN/OUT POLICY: Parent/Guardian must specify on the registration form which adults over the age of 18 are authorized to sign in/out the child. All designated adults will be required to present his/her Sail & Sign Card at both sign in/sign out or photo id.. For the safety of the children, there are no exceptions to this rule.

All children who are 2-8 years old will be given a nametag for them to wear when they are participating in our activities.



9-11 YEAR OLDS SIGN IN/OUT POLICY: Children 9-11 years are free to sign themselves in/out of Camp Carnival/Camp Ocean as they choose at any time and for any reason if given permission by their parent/guardian. Camp Carnival/Camp Ocean is not responsible for children 9-11 years once they have signed themselves out of a Camp Carnival/Camp Ocean Activity. Children are not permitted to sign themselves out after 10:00pm. After 10:00pm 9-11 year olds must be picked up by their parent/guardian from Night Owls (fees apply). Parents that do not want their 9-11 year olds to sign themselves in/out of our activities will be REQUIRED to sign their child in/out when attending Camp. If the parent/legal guardian chooses to change this policy and allow the child to sign in/out by themselves they must contact the Youth Staff to make any changes.

SIGNING IN/OUT TEENS: There is no signing in/out policy for the teens ages 12-17, they are free to come and go as they choose for activities, however they do still need be registered by a legal guardian over the age of 18. Once registered they will receive a sticker on their Sail & Sign Card to show they are registered and will need to present this to the Club O2 Director upon entering the club each time.

Night Owls

After 10pm, we offer pre-arranged services/parties which take place in the playroom and/or Game Room. These services are available from 10pm-1am. The fee for Night Owls is \$6.75 per child per hour plus a 15% gratuity per child. The fees are charged to the guest's Sail & Sign® Accounts upon the pickup of their children. All Camp Staff will do evening services and port day services (Day of Play) on a rotation basis. While the younger children watch movies & play quiet games in the playroom, the 6-11 year olds age group may play video games, do arts & crafts, or use any other facilities in the Game/Movie Room.



We want the Night Owls experience to be a special one for the children so that it does separate the events from what is offered during the day time. If the parents know we have fun things planned for the children then they will go out and explore the fun adults activities (Casino/Comedy Shows/ Night Club/Bars etc.), knowing their children are being looked after and having fun in our care.

Each night there will be 2 staff working. If the staff does not have any children by 11pm they may close the playroom, call Guest Services and inform the Youth Director to let them know that there are no children participating in the service for the evening. Also place the sign "Night Owls has been cancelled due to lack of participation" outside on display. Blankets and pillow cases need to be changed after each use. Pillow case protectors need to be changed at the end of each voyage. The big blankets that you get from Housekeeping will be placed on the floor, and then each child will get their own green or pink single blanket. At the end of each night those single blankets need to be counted and sent to the laundry for cleaning to be brought back the next morning. All staff are responsible for promoting Night Owls and parties after 10pm.



Job Description – Camp Staff

The Camp Staff is responsible for providing safe, fun filled and age appropriate activities for all children onboard. The Camp Staff reports directly to the Youth Director and Assistant Youth Director onboard. His/her responsibilities include, but are not limited to:

RESPONSIBILITY AND AUTHORITY:

He/she will be responsible for:

- Ensuring the safety and supervision of all children participating in activities
- Follow and implement the Policies and Procedures set forth in the Hotel Operations Manual and maintain an up to date knowledge of the manual
- Be aware of all activities outlined in the Camp Activity Schedules, Specialty Programs & Family Activities and inform the guests accordingly if asked and ensure they are carried out as per expectations
- Abiding by rules and regulations set forth by company and/or ship's command and attend all training programs as specified by CCL (including all safety drills & training exercises, Environmental Training and Corporate Training Programs)
- To follow all USPH, Environmental & SMS procedures
- Ensure all the requirements for HESS are being followed
- Keeping up the children's hygiene level by consistently tending to their needs. (Example: Diapering, washing hands, wiping nose, etc)
- Inform Youth Director/Asst. Youth Director of all incidents which would require their attention
- Ensure the playroom is cleaned & organized as per standards established at the end of each shift
- Maintaining high level of patience, energy and enthusiasm while participating with all children
- Greet, interact and relay information to all parents/guardians in a professional, patient, upbeat manner
- Ensuring friendly, jovial and positive attitude with children and parents at all times
- Provide adequate care for children with Special Needs as per our Hotel Operations Manual and try to involve them in all activities
- Providing Night Owls Program and Night Owls parties for guests as per the Hotel Operations Manual
- Promoting Night Owls Program/Parties throughout the Voyage and ensuring the maximum enjoyment for the children participating in these events
- To maintain that Camp supplies and property are kept in good order and that proper inventories are kept up to date
- Control the usage for Camp Supplies and keep good care of Camp Property when in your care
- Ensure uniform policy, the Carnival Look and good hygiene is being followed at all times
- To arrive at work during the specific times listed on your schedule. Comply with the rotation of different parts of the schedule while following good time-keeping & Fun Time practices.
- Provide proper coverage of the playroom, on the gangway and at the A Pass machine to welcome children & guests onboard during all embarkation/debarkation day
- To contribute new ideas and suggestions to enhance the Youth Program, to be a team player and to display initiative when possible
- To communicate & cooperate with all other team members to ensure a positive work environment is present
- Dance, supervise and DJ children's parties while showing a high level of energy and enthusiasm

- To help advertise and sell revenue items
- To supervise the waterslide operation and ensure all safety rules and regulations are being followed
- You will be called on to fill the role of “Fun Ship” Freddy (Carnival’s mascot). There will also be times where you will be a chaperone for “Fun Ship” Freddy & ensure the safety of the animator.
- Maintain friendly and positive guest service/hospitality while on and off duty
- Assist in other areas of the Youth Programming (ex. Club O2 and Circle “C” and are knowledgeable of the other areas)
- All new Camp Staff must successfully complete the 3 month Training program conducted by the Assistant Youth Director / Youth Director
- All other duties deemed necessary by the Youth Director, Hotel Director or Shoreside Management

Job Description – Character Performer (Aka – Animator)

- All duties listed for the Youth Staff Job Description
- Scheduling appearances in conjunction with the Seuss at Sea™ partnership
- Maintaining the Dr. Seuss costume pieces
- Cleaning your costume on a performance based and monthly basis
- Reporting any problems regarding the costume to the Youth Director
- All other duties deemed necessary by the Youth Director, Hotel Director, Shoreside Management
- If no animator or character performer on board or one of the performers fall sick somebody within the Youth Department will fill in the role of Dr. Seuss and be paid per performance if necessary

Section – Circle “C”

Circle “C” is for the younger teens (**AGES 12 TO 14**) to meet new friends and have fun, memorable vacations.


One dedicated Circle “C” Director will run this program. Circle “C” is a fun-filled program that provides entertainment for young teens onboard.

Teen Directors mostly work alone in their clubs. Occasionally they may do a combined activity with the older teen group. Activities run throughout the day according to the ship's itinerary. Generally, the activities for this age group start later in the day but then run later at night, as that is when all the teens start coming.

A registration form must be filled out by the parent/legal guardians.


The young teens can come and go to activities as they please; there is no signing in and out policy. Each teen will be given a sticker which is put on their own Sail & Sign® card so the teen director will know that they have already been registered and are part of that age group. Each cruise a variety of activities are offered. Some activities may include:

- Teen Video Games
- Scavenger Hunts
- Trivia
- Sporting Events
- Arts & Crafts
- Music and Dance Parties
- Competitions
- Dodgeball



Circle “C” Lounge

This lounge is a great place for 12-14 year olds to hang out, play video games and dance the night away. The lounge is also a place for the teens to relax and meet new friends. The Circle “C” program offers a full schedule of activities, which include everything from sports such as basketball, dodge ball, ping pong and various other games to late-night movies.



Circle “C” Duties

The Circle “C” Director is in charge of the activities for the 12-14 year olds and is responsible for making the activity schedule for the teens each cruise. At the end of the cruise they will keep track of the activities and participation to continuously improve what they offer to the teens. The lounge where many of the activities will take place, needs to be checked and cleaned daily to ensure all the equipment and materials are in good working condition. In essence the Circle “C” Director will run the program including the lounge by themselves and report to the Youth Director. Please refer to the job description for more details.



Job Description – Circle “C”

The responsibilities include but are not limited to the following:


- Ensuring the safety and supervision of all young teens participating in activities
- Design, program, and implement new program ideas into existing cruise experience
- Follow and implement the Policies and Procedures set forth in the Hotel Operations Manual and maintain an up to date knowledge of the manual
- Act in the supervisory role within the program. Individual must organize, start-up, run, and transition all activities for the young teen guests, whether within the Circle “C” lounge or at various lounges around the ship
- Abiding by rules and regulations set forth by company and/or ship’s command and attend all training programs as specified by CCL (including all safety drills & training exercises, Environmental Training and Corporate Training Programs)
- To follow all USPH, Environmental & SMS procedures and HESS is being followed
- Inform Youth Director of all incidents which would require their attention
- Greet, interact and relay information to all parents/guardians in a professional and patient manner
- Maintaining a patient, fun, energetic, and socially engaging personality with the young teens
- Provide adequate care for young teens with Special Needs as per our Hotel Operations Manual and try to involve them in all activities
- Be able to communicate continuously with shipboard and Shoreside personnel
- Be able to accomplish activity schedules and other activities for the young teens
- Be able to maintain Circle “C” supplies and property plus do routine inventory updates to insure all equipment is present and in good condition
- Be responsible for the usage of Circle “C” Supplies and requesting materials deemed needed for the enhancement of the program
- Ensure the Circle “C” lounge is cleaned & organized
- Ensure uniform policy, the Carnival Look and good hygiene is being followed at all times
- Provide proper coverage on the gangway and at the A Pass machine to welcome guests onboard during embarkation/debarkation days
- Individual must be able to extend the Carnival and Circle “C” brand through effective onboard promotions and communications
- To contribute new ideas and suggestions to enhance the Youth Programs, to be a team player and display initiative when possible
- To help advertise and sell revenue items.
- To supervise the waterslide operation and ensure all safety rules and regulations are being followed
- You will be called on to fill the role of “Fun Ship” Freddy. There will also be times where you will be a chaperone for “Fun Ship” Freddy & ensure the safety of the animator.
- Maintain friendly and positive guest service/hospitality while on and off duty.
- Communicate with the Youth Director on a weekly basis giving updates on your respective club (via email, meetings, phone calls etc.)
- Assist in other areas of the Youth Programming (ex. Camp Carnival / Camp Ocean and Club O2 and are knowledgeable of the other areas)
- All other duties deemed necessary by the Youth Director, Hotel Director or Shoreside Management

Section – Club O₂

One dedicated Club O₂ Director will run this program. Club O₂ is for the teens (**AGES 15 TO 17**) to hang out and have high energy fun. Teen Directors mostly work alone in their clubs. Occasionally they may do a combined activity with the younger teen group, or there will be a helper in the club during busy season. A variety of activities are offered for the teens. A registration form must be filled out by the parent/legal guardians. Each cruise a variety of activities are offered. Some activities may include:

- Themed Dance Parties
- Video Games
- Trivia
- Sporting Events

There is no sign in and out policy for the 15-17 year olds. They are free to come and go as they choose for activities. Each teen will be given a sticker which is put on their own Sail & Sign® card so the teen director will know that they have already been registered and are part of that age group.



Club O₂ Lounge

Each Club O₂ lounge is unique and only for the 15-17 year olds on board. The lounge is built for teens and they can come in and hang out, chill, or just kick back in ultra-comfort. They can joke, laugh or just reminisce about all the fun they've had. Club O₂ daytime activities are designed to be a balanced pace of activities that require how and low social interaction. While at nighttime, the energy is cranked up. Club O₂ has something for everyone. The all clubs are stocked with board games, card games, movies and more...even when there is no schedule activity taking place the club will stay open so the teens can have their own "space" to relax and make their own.




Club O₂ Duties

The Club O₂ Director is in charge of the activities for the 15-17 year olds and are responsible for making the activity schedule for the teens each cruise. During the cruise they will keep track of the activities and participation to continuously improve what is offered to the teens. The lounge where many of the activities take place needs to be checked and cleaned daily to ensure all the equipment and materials are in good working condition. The Club O₂ Director performs the daily checks along with a monthly inventory of the materials should be done. In essence the Club O₂ Director will run the program but will report to the Youth Director.



Touch Tunes

Touch Tunes is a new addition to the Club O₂ lounges. It is an entertainment unit that provides the most up to date music selections for teens through their Jukebox and Karaoke function. As an added feature a fun, photo functionality is also available through Photo Booth. Historically, the Touch Tunes units have been present in bars across the United States however; they have now been installed in restaurant chains, night clubs and are branching out into other entertainment venues. Carnival Cruise Line® is the first to have TouchTunes in the cruising industry.



ONE SHEET: TOUCHTUNES

Owner	Club O ₂ Director
Purpose	To offer our teen guests ages 15-17 up to date entertainment choices while in Club O ₂

1 CLUB SETUP	2 JUKEBOX	3 KARAOKE
Music-always ON → Teen director always controls remote and atmosphere of club during scheduled hours → Add 10 songs to queue to set atmosphere of the club → Remote is never for teen use Karaoke → Use Karaoke remote to switch to Karaoke → Test song selection → Test microphones → Test lyrics visible on tv screens Photobooth-always ON → Photobooth button available → Sail & Sign functional on \$3 → Check printer paper and ink levels	Background music is always on → Touchtunes screen jukebox and photobooth buttons ONLY → Jukebox set to random continuous play → Teens are free to play songs → Music plays in queue → Press P3 on remote to skip songs in queue → Press and hold P3 on remote to delete entire queue if songs are not appropriate during scheduled activities	→ Use remote to switch during scheduled activity time → Select songs → Add fun stage name → Use provided microphones
		4 PHOTOBOOTH
		→ Touch Photobooth button → Follow screen prompts → Print and Post photos to Facebook
		5 END OF NIGHT
		→ Lock away both remotes → Lock away microphones → Clear jukebox queue → Check printer paper and ink levels

NOTES

TouchTunes is used to help set the Club O₂ experience for our teen guests during and after scheduled activities. During open hours, the teen director is in charge of ensuring that the teens get to hear their favorite songs and that no one teen monopolizes the entire sounds of the club. Use the remote to move through songs to keep the right flow of music.

After hours, ensure that the queue is empty so that teens who enter the club can hear their songs in the order they select them. As the remotes control many of the functions of the unit, it is important that ONLY the teen director have access to it. For this reason, the remotes must always be in the hands of the teen director and locked away after hours.

Job Description – Club O₂

The responsibilities include but are not limited to the following:

- Ensuring the safety and supervision of all teens participating in activities
- Design, program, and implement new program ideas into existing cruise experience
- Follow and implement the Policies and Procedures set forth in the Hotel Operations Manual and maintain an up to date knowledge of the manual
- Interacts with teens/guests as fits the occasion & keeps them happy. This includes, but is not limited to hosting parties, trivia, games, karaoke, shore excursions and other teen related activities.
- Act in the supervisory role within the program. Individual must organize, start-up, run, and transition all activities for the teen guests, whether within the Club O₂ lounge or at various lounges around the ship.
- Abiding by rules and regulations set forth by company and/or ship's command and attend all training programs as specified by CCL (including all safety drills & training exercises, Environmental Training and Corporate Training Programs)
- To follow all USPH, Environmental & SMS procedures
- Ensure all the requirements for HESS are being followed
- Inform Youth Director of all incidents which would require their attention
- Maintaining high level of patience, energy and enthusiasm while participating with all teens
- Greet, interact and relay information to all parents/guardians in a professional and patient manner
- Ensuring friendly, jovial and positive attitude with teens and parents at all times
- Provide adequate care for teens with Special Needs as per our Hotel Operations Manual and try to involve them in all activities
- Ensure the Club O₂ lounge is cleaned & organized
- To maintain that Club O₂ supplies and property are kept in good order and that proper inventories are kept up to date
- Control the usage for Club O₂ Supplies and keep good care of Club O₂ Property
- Ensure uniform policy, the Carnival Look and good hygiene is being followed at all times
- Provide proper coverage on the gangway and at the A Pass machine to welcome guests onboard during embarkation/debarkation days
- Individual must be able to extend the Carnival and Club O₂ brand through effective onboard promotions and communications
- To contribute new ideas and suggestions to enhance the Youth Program, to be a team player and display initiative when possible
- To help advertise and sell revenue items
- To supervise the waterslide operation and ensure all safety rules and regulations are being followed
- You will be called on to fill the role of "Fun Ship" Freddy (Carnival's mascot). There will also be times where you will be a chaperone for "Fun Ship" Freddy & ensure the safety of the animator
- Maintain friendly and positive guest service/hospitality while on and off duty
- Communicate with the Youth Director on a weekly basis giving updates on your respective club (via email, meetings, phone calls etc.)
- Assist in other areas of the Youth Programming (ex. Camp Carnival / Camp Ocean and Circle "C" and are knowledgeable of the other areas)
- Ability to communicate with onboard and shore side personnel on a regular basis
- All other duties deemed necessary by the Youth Director, Hotel Director or Shoreside Management.

Section – Cruise Details – 1st week ..OMG...I made it onboard!

WHAT SHOULD I EXPECT WHEN I SIGN ON?

Your first day is going to be long and tiring and your first cruise is going to be full of excitement. When you get on board you are going to be met by the Human Resources Staff and they will take you to the ship's Staff administration office where you will hand in your medical papers and sign your Seafarers agreement. This is also when you will receive the key for your cabin. The Youth Director or Assistant Youth Director will be called, so once you are finished they will guide you to your cabin and assist you. From here you will be taken to get some lunch as well as brought to your mandatory Vessel Familiarization training where you will begin to learn about ships safety procedures. In the evening you will have some hours working in the youth space as you will see an example of the evening below.

HOW WILL I KNOW HOW TO FIND THINGS, WHERE TO EAT, WHERE TO WASH MY CLOTHES, ETC.?

On your first day you will receive a package during Vessel Familiarization that tells you the dining times, laundry locations, where the ship is sailing and when, as well as deck plans of the ship. Your Youth Director will have a package for you with more information as well and will give you a tour within your first couple of days on board to show you all the places you need to know about. You will also have the help of the entire Youth Staff team to bring you where you need to go at the appropriate times. Please ensure sure you read through all the handouts, they have tons of useful/helpful information.

HOW DO I PAY FOR THINGS ON BOARD?

Everything on board is cashless. Upon signing on you will receive a crew Sail & Sign Card where you can attach to your on board JP Morgan debit account, Credit Card or you can choose to re-fill with cash as you need! There is a crew kiosk where you can manage your account, add money, break bills, etc.

WHEN DO I START WORK?

Most of the ships start each cruise with a Youth Programs Orientation (the 1st night) and this will be your first chance to see everyone in action. This Orientation is the registration for all families travelling with kids ages 17 and under. Youth Staff will be passing out registration forms, welcome packages and activity schedules as well as mingling with the guests while the Youth Director hosts an information meeting for everyone in the lounge. Use this time to listen to the information that is being given to the guests and don't be afraid to ask questions.

BELOW IS AN EXAMPLE OF 2-5 YEAR OLDS EMBARKATION SCHEDULE THAT YOU MIGHT SEE ON ONE OF OUR SHIPS:

5:00pm	Youth Programs Orientation
8:00pm-8:45pm	Family Welcome Aboard Party
9:00pm-9:45pm	Family Beary Cuddly (Fees Apply)
Kids: bring your parent and together you can create your very own stuffed animal in our Teddy Bear Workshop.	
9:00pm-9:45pm	Open for Viewing & Questions
10:00pm-1:00am	Night Owls (Fees Apply)

CIRCLE "C" & CLUB O2 – HERE IS A SAMPLE OF HOW THE FIRST NIGHT RUNS FOR THE TEEN PROGRAMS.

5:00pm-6:00pm	Youth Programs Orientation
6:00pm-6:45pm	Process Registration
8:30pm-9:00pm	Teen Meet & Greet (Icebreaker games, give out stickers, and gifts etc.)
9:00pm-10:00pm	Welcome Aboard Party
10:00pm-1:00am	Teen Activities (Parties, scavenger hunts, video games, pizza/ice cream)

WILL I BE ABLE TO GET OFF IN THE PORTS OF CALL ON MY FIRST CRUISE?

You should come on board expecting a lot of training, especially within the first few weeks. Remember that you have 6 months to get off and enjoy the ports. From the advice of someone who's been in your shoes take the first few weeks to learn and grow so you can truly enjoy the ports once you've adjusted.

Take your first few cruises to learn as much as you can about the layout of the ship; get your body on your ship's time zone (if you have travelled from overseas to get here). You will also have additional training with representatives from Human Resources. You will be focusing on learning Carnival's Policies and Procedures, ship's emergency signals and other important information. It's going to be very important that you are focused as you will have a safety test at the end of your first cruise that all team members must pass and other trainings in the first few weeks as well.

WHAT SHOULD I DO WHEN I AM WORKING WITH THE KIDS?

The best thing you can do when coming to work for the first few days is have a great attitude and be ready to help. No one will expect you to run activities from the minute you arrive on board. Use your time in the first few days to look around and learn where the supplies are kept, how some songs and activities work, and interact with the kids. It's really helpful to the other staff if you can assist with getting supplies, helping to clean up, assisting with kids who might be shy or upset, and changing diapers along with other tasks. Remember that everyone on the team was new at some point so they will help you and show you what you need to do. The most important thing in your first few cruises is be willing to learn and ask questions. Take time to read up on all policies and procedures and utilize your personal time to get settled. Everyone is ready and eager to help those who are trying their best.

In the Youth Programs, you will be scheduled with experienced staff when you work in the Playroom. You can expect to work with the 2-5 year olds if you are joining the Camp team as this group has extra staff to help you learn and adjust. You will probably be scheduled to work day time hours in our ports as they are typically quiet and allow extra time for you to learn about the program. As the Circle "C"/Club O2 Director most times you will work with the current Teen Director to learn the program.

DON'T FORGET TO ASK QUESTIONS AND DON'T BE AFRAID TO ASK FOR HELP!!

Section – What Happens Now?

We hope that this Youth Programs guide was informative and as we tried to give you as much information as possible- we also didn't want to overwhelm you 😊 We hope that we have answered most of your questions and if you have any more please let us know.

Once you have completed your interview and you will have been offered a position on board in Youth Programs the following credentials are pending for employment.

- Up to date Criminal Background Check
- Full Medical – to be approved by Carnival Cruise Lines Medical Center
- Valid First Aid Certification (if you do your CPR certification with your first aid then please ask for a subjects list from your trainer so we can see all items covered in your training)
- Valid CPR Certification
- Marlins Test – for non-English speaking countries
- Up to date Fingerprints

Once Carnival has all the paperwork we will proceed to the next step. Carnival will either correspond with you directly or through the agency you were hired through to see when you are available and a ship and date will be assigned

- If you are non USC or Canadian you will need to apply for a C1/D visa where we will give you a Letter Of Employment (LOE) for you to apply at your local US Embassy – please check with them for the first availability date as this will also be taken into consideration when assigning a ship
 - Canadians do not need a visa but they will need the Letter of Employment to pass through US Immigration
- Note that the same Letter of Employment is used for ALL nationalities

Once a ship is assigned Shipboard Human Resources will send out an information package and this is standard for all applicants with the following information:

- LOE-Letter of Employment (This will have your ID# that you will need when you get onboard.)
- Hotel Information & Confirmation
- Crew Data Sheet (You will need to fill this out with all of your personal details)
- The applicant will be responsible for arranging their own flight to the first home port and in most situations will fly in the night before. We will take care of your transportation to the hotel and will provide the allocated hotel information.
- All staff are in a shared position and you may be sharing a hotel room with another staff member

Before joining you will have to send your flight details to confirm@carnival.com or through your agency with your Name, Position and Crew ID Number (this you will find on your Letter of Employment)

Once arriving in the home port, you will go to the assigned hotel. Shipboard Human Resources will leave the expected sign on list at the Front Desk after 6pm so please ensure to check your name and your ship. In some cases there will be a flight ticket to fly out the next day. For example if you are joining the ship in San Juan you will fly to Miami the night before and Carnival will arrange your ticket to San Juan for the next day. You may also have to take a bus. Make sure you get on the right bus as there may be a couple going to different destinations- Ask your driver!

If you did not receive any information or there is no ship assigned for you, please contact shipboardpersonneloncall@carnival.com or shipboardyouth@carnival.com right away so we can get in touch with the ship and you to make all necessary arrangements. All Crew Issues - Shipboard Human Resources: **305 406-4649 (Please listen to the recorded instructions when calling after hours)** If assistance is needed from Travel Services please call - extension 70048

Once you arrive at the port be sure to have on hand your Passport / Letter of Employment / Crew Data Sheet filled out as you will need this when you first board the ship.

Please also let your families know if there is any emergency that they can contact Carnival Headquarters in Miami at the following number 1-305-406-4903 and Shipboard Personnel will contact the ship and the ship will make arrangements for you to call home.

Check out the following social media sites for more information on Carnival and what we are all about:

- www.carnivalentertainment.com – entertainment recruitment website
- www.carnival.com - destinations we visit / ship details / onboard activities etc.
- www.cclcareers.com – working onboard / know before you go / Fun News
- www.carnival.com/FAQ - search for youth and it will bring up some detail questions that guests are always curious about regarding the program
- www.facebook.com/Carnival - like us on Facebook
- www.twitter.com/CarnivalCruise
- <https://www.youtube.com/channel/UC2CpzuOW49gJi4SVvSpor4g>
- <https://instagram.com/carnival/>

**SAFE TRAVELS, HAVE FUN AND SEE YOU ONBOARD ONE OF
OUR “FUN SHIPS” SOON 😊**

Section — Sample Activity Schedules Camp - Ages 2-5

APRIL 25, 2015

WELCOME ABOARD CARNIVAL BREEZE!

Camp Ocean Located on Deck 11 Mid | Phone #1142/1143

Youth Director: Maurisa Van Niekerk | **Assistant Youth Director:** Sarah Rowley

Camp Ocean Staff: Candice, Madica, Shaina, Diana, Ekaterina, Debra, Kateryna, Zvezdana, Carla, Diraylin, Rebecca, Biljana, Branislava

SATURDAY

WELCOME TO CAMP OCEAN

2:15pm **Ovation Theatre, 3 Fwd**
 Youth Programs Orientation
This one is for everyone! Kids, teens and parents, come for an orientation. Everyone can learn a little something about our awesome Youth Program. A Parent/Guardian Must Be Present Until 10:00pm
7:00pm-9:45pm **Camp Ocean, 11 Mid**
 Open for Viewing, Registration & Questions
7:30pm-8:00pm **Liquid Night Club, 5 Aft**
 Family Welcome Aboard Party
10:00pm-1:00am **Camp Ocean, 11 Mid**
 Night Owls Ages 0-11
 (\$6.75 per hour per child + 15% gratuity per child)
Hey Kids! The fun doesn't stop just because it's nighttime! Our Night Owls' nights include video games, movies and board games. And just about everything in-between.

OPENING ACTIVITY HOURS:

SUNDAY
 10:00am – 5:00pm / 6:00pm – 10:00pm
MONDAY
 10:00am – 5:00pm / 6:00pm – 10:00pm
TUESDAY
 7:45am – 10:00pm
WEDNESDAY
 7:45am – 5:00pm / 6:00pm – 10:00pm
THURSDAY
 7:45am – 5:00pm / 6:00pm – 10:00pm
FRIDAY
 10:00am – 3:00pm / 6:00pm – 10:00pm
SATURDAY
 10:00am – 10:00pm

Night Owls is offered every night of the cruise from 10pm-1am*
 *Fees Applies.

SUNDAY

A FUN DAY AT SEA

10:00am-11:00am	Camp Ocean
Explore the Playroom and Meet Other Penguins	
11:00am-11:30am	Camp Ocean
Balloon Dancing & Freeze, Bop, Wiggle & Giggle	
11:30am-12:00pm	Camp Ocean
LEGO® Castle Building	
12:00pm-12:30pm	Camp Ocean
Parachute Fun	
12:30pm-1:00pm	Camp Ocean
Hasbro: Mr. Potato Head	
1:00pm-2:00pm	Camp Ocean
Wii™ Kids Just Dance	
2:00pm-3:00pm	Camp Ocean
Arctic Experience	
<i>Activity may include: Arts & Crafts, Story Time & Silly Songs!</i>	
3:00pm-3:30pm	Camp Ocean
Hasbro: Play-doh – Sea Creature Creations	
3:30pm-4:00pm	Camp Ocean
Seuss at Sea™: "One Fish, Two Fish, Red Fish, Blue Fish"	
4:00pm-5:00pm	Camp Ocean
Play Your Way	
5:00pm-6:00pm	Camp Ocean
Closed for Family Activity	
5:00pm-5:45pm	Camp Ocean
Beary Cuddly Workshop – Fees Apply (adult required)	
<i>There's nothing quite like a soft, cuddly stuffed animal to hold at night. Especially when you made it yourself! Kids and parents, together you can make a new best friend.</i>	
6:00pm-6:50pm	Lido Marketplace
Kids Dinner (Ages 2-11) - Food served till 6:20pm	
<i>Dig into the kid-friendly choices. We've got a different menu for you every night. Menu: Plain Penne Pasta, Tomato Sauce, Meatballs, Steamed Veggies, Dinner rolls, Grapes & Cup Cakes</i>	
7:00pm-7:30pm	Camp Ocean
Kids Mini Celebration	
7:30pm-8:00pm	Camp Ocean
Glow Stick Obstacle Course	
8:00pm-9:30pm	Camp Ocean
Royal Gala – Prince & Princesses	
<i>Activities may include: Art & Crafts, crowns, role play and more!</i>	
9:30pm-10:00pm	Camp Ocean
DVD Story Time	
10:00pm-1:00am	Camp Ocean
Night Owls - Ages 0-11	
<i>(\$6.75 per hour per child +15% gratuity per child)</i>	
<i>Hey Kids! The fun doesn't stop just because it's nighttime! Our Night Owls' nights include video games, movies and board games. And just about everything in-between.</i>	

MONDAY

A FUN DAY AT SEA

10:30am-10:45am	Starts @ Limelight Lounge, 5 Aft
Seuss-a-palooza™ Parade	
10:45am	Ovation Theatre, 3 Fwd
Seuss-a-palooza™ Story Time	
<i>Join your favorite Dr. Seuss characters for a whimsical parade and memorable story reading of Dr. Seuss's beloved book, "The Cat in the Hat", hosted by Matt your Cruise Director with character appearances and audience participation. Adult supervision required for both events.</i>	
10:00am-11:00am	Camp Ocean
Hasbro: Games of Fun	
11:00am-11:30am	Camp Ocean
Seuss at Sea™: "Stacks on Stacks"	
11:30am-12:30pm	Camp Ocean
Pajama Jam Party	
<i>Come dressed in your favorite pajamas for a rockin' good party!</i>	
12:30pm-1:00pm	Camp Ocean
Giant Cup Stack & Giant Jenga®	
1:00pm-1:30pm	Camp Ocean
Red Light, Green Light	
1:30pm-2:00pm	Camp Ocean
What's Outside Your Porthole?	
2:00pm-3:00pm	Camp Ocean
Play Your Way	
3:00pm-5:00pm	Camp Ocean
Movie Time: "Rio"	
5:00pm-6:00pm	
Closed for Family Activities	
5:00pm-6:00pm	Camp Ocean
Family Free Play (Adult Required)	
6:00pm-6:50pm	Lido Marketplace
Kids Dinner (Ages 2-11) - Food served till 6:20pm	
<i>Menu: Cheese & Chicken Quesadillas, Broccoli, Steamed White Rice, Apple Slices & Sugar Cookies</i>	
7:00pm-7:30pm	Camp Ocean
Magnet Creations	
7:30pm-9:00pm	Camp Ocean
Pirate Adventure of the Seas Arrgh!	
<i>Activities may include: Face Paint, Hats, Maps & a Treasure Hunt are all a part of this swashbuckling adventure!</i>	
9:00pm-10:00pm	Camp Ocean
Wii™ Kids Just Dance, Puzzles, Board Games & Toys!	
10:00pm-1:00am	Camp Ocean
Night Owls - Ages 0-11	
<i>(\$6.75 per hour per child +15% gratuity per child)</i>	
<i>Hey Kids! The fun doesn't stop just because it's nighttime! Our Night Owls' nights include video games, movies and board games. And just about everything in-between.</i>	

TUESDAY

WELCOME TO ST. THOMAS

8:00AM-

6:00PM

7:45am-12:00pm

Camp Ocean

Day of Play (Ages 2-5)

Kids can play with toys, create arts & crafts or challenge each other on the gaming consoles, while you explore on land.

12:00pm-12:50pm

Lido Marketplace

Kid's Lunch (Ages 2-11)

Time for Lunch? Munch on something tasty with a bunch of your pals!

Parents, if you are on board, please pick up your child.

1:00pm-2:00pm

Camp Ocean

Play Your Way

2:00pm-2:45pm

Camp Ocean

Crab Handprints

2:45pm-3:00pm

Camp Ocean

Bad Mr. Hermit Crab

3:00pm-3:30pm

Camp Ocean

Fish, Fish, Shark

3:30pm-4:15pm

Camp Ocean

DVD Scholastic Stories

4:15pm-5:00pm

Camp Ocean

Seuss at Sea™: "Yurtle the Turtle" & Find the Turtle

5:00pm-5:50pm

Camp Ocean

Play Your Way

6:00pm-6:50pm

Lido Marketplace

Kids Dinner (Ages 2-11) - Food served till 6:20pm

Menu: Hot Dogs, Hamburgers, Corn on the Cob, Pizza, French Fries

Mixed Fruit & Jell-O

7:00pm-8:00pm

Camp Ocean

MEMORY® Game Challenge & Other Board Games

8:00pm-9:00pm

Camp Ocean

What Time is it Mr. Shark & Shark Hunt

9:00pm-10:00pm

Camp Ocean

Happy Unbirthday Party!

10:00pm-1:00am

Camp Ocean

Night Owls - Ages 0-11

(\$6.75 per hour per child +15% gratuity per child)

WEDNESDAY

WELCOME TO ANTIGUA

8:00AM-5:00PM

7:45am-12:00pm

Camp Ocean

Day of Play (Ages 2-5)

Kids can play with toys, create arts & crafts or challenge each other on the gaming consoles, while you explore on land.

12:00pm-12:50pm

Lido Marketplace

Kid's Lunch (Ages 2-11)

Time for Lunch? Munch on something tasty with a bunch of your pals!

Parents, if you are on board, please pick up your child.

1:00pm-2:00pm

Camp Ocean

Play Your Way

2:00pm-2:30pm

Camp Ocean

Ocean Bingo for Prizes!

2:30pm-3:00pm

Camp Ocean

Under the Sea Scribble Art

3:00pm-3:30pm

Camp Ocean

Paper & Glue

3:30pm-4:00pm

Camp Ocean

Giant Ocean Sun Catcher

4:00pm-5:00pm

Camp Ocean

Wii™ Smurf Dance Party, Face Paint, Tattoos & More!

5:00pm-6:00pm

Camp Ocean

Closed for Family Activity

5:00pm-5:45pm

Camp Ocean

Family Name that Tune - adult required

6:00pm-6:50pm

Lido Marketplace

Kids Dinner (Ages 2-11) - Food served till 6:20pm

Menu: Chicken Nuggets, Macaroni & Cheese, Corn Kernel, Tator Tots,

Mixed Fruit & Chocolate Chip Cookies

7:00pm-8:00pm

Camp Ocean

Jungle Adventures

Includes: Arts & Crafts, Face Paint, Silly Snakes, and more

8:00pm-10:00pm

Camp Ocean

Movie Time: "Madagascar 3 – Escape From Europe"

10:00pm-1:00am

Camp Ocean

Night Owls - Ages 0-11

(\$6.75 per hour per child +15% gratuity per child)

Hey Kids! The fun doesn't stop just because it's nighttime! Our Night Owls'

nights include video games, movies and board games. And just about

everything in-between.

THURSDAY

WELCOME TO SAN JUAN

8:00AM-4:00PM

7:45am-12:00pm

Camp Ocean

Day of Play (Ages 2-5)

Kids can play with toys, create arts & crafts or challenge each other on the gaming consoles, while you explore on land.

12:00pm-12:50pm

Lido Marketplace

Kid's Lunch (Ages 2-11)

Time for Lunch? Munch on something tasty with a bunch of your pals!

Parents, if you are on board, please pick up your child.

1:00pm-2:00pm

Camp Ocean

Play Your Way

2:00pm-2:30pm

Camp Ocean

Jellyfish Creations

2:30pm-3:30pm

Camp Ocean

Under the Big Top

Activities include: Story Time, Arts & crafts, Face Paint & More

3:30pm-4:00pm

Camp Ocean

Fishy Handprints

4:00pm-5:00pm

Camp Ocean

Hasbro: Games of Fun

5:00pm-6:00pm

Camp Ocean

Closed for Family Activity

5:00pm-5:45pm

Camp Ocean

Beary Cuddly Workshop – Fees Apply (adult required)

There's nothing quite like a soft, cuddly stuffed animal to hold at night.

Especially when you made it yourself! Kids and parents, together you can

make a new best friend.

6:00pm-6:50pm

Lido Marketplace

Kids Dinner (Ages 2-11) - Food served till 6:20pm

Menu: Grill Cheese & Grill Turkey Cheese Sandwich, Fried Mozzarella,

Carrots, Potato Wedges, Orange Slices & Churro

7:00pm-7:30pm **Camp Ocean**
Ocean Object & Shape Painting
7:30pm-9:00pm **Camp Ocean**
What do You See Under the Sea?
Activities may include: Dance Party, Arts & crafts, Face Paint & Paper bag Whale & more.
9:00pm-10:00pm **Camp Ocean**
 Play Your Way
10:00pm-1:00am **Camp Ocean**
 Night Owls - Ages 0-11
 (\$6.75 per hour per child + 15% gratuity per child)
Hey Kids! The fun doesn't stop just because it's nighttime! Our Night Owls' nights include video games, movies and board games. And just about everything in-between.

FRIDAY

A FUN DAY AT SEA

8:30am-10:30am **Blue Sapphire, 3 Fwd**
 Green Eggs and Ham Breakfast with The Cat in the Hat and FriendsTM
Reserve your spot for this one-of-a-kind breakfast. Meet the stars of Dr. Seuss, and feast on "Green Eggs and Ham", funky French toast, and more. For reservations call 32323. Adult supervision required. Fees Apply
10:00am-10:45am **Camp Ocean**
 Balloon Rockets
10:45am-11:45am **Camp Ocean**
 Magnet Tiles Building Fun
11:45am-1:00pm **Camp Ocean**
 Monster Mania
Activities may include: Story Time, Arts & crafts & Face Paint
1:00pm-2:00pm **Camp Ocean**
WiiTM Kids Just Dance
2:00pm-3:00pm **Camp Ocean**
 Mystery Bag - Under the Sea Creatures & Rainbow Fish Story
4:00pm-5:00pm **Camp Ocean**
 Play Your Way
3:00pm-5:00pm
 Closed for Family Activity
3:00pm-3:45pm **Start Outside Camp Ocean**
 Family Scavenger Hunt - adult required
Be sure to bring your cameras - You're going to need it!
4:00pm-4:45pm **Camp Ocean**
 Family Farewell Party - adult required
6:00pm-6:50pm **Lido Marketplace**
 Kids Dinner (Ages 2-11) - Food served till 6:20pm
 Menu: Mini Fish Fingers, Turkey & Cheese Wrap, Carrots, Cheese Mashed Potatoes, Watermelon & Chocolate Chip Cookie
7:00pm-8:30pm **Camp Ocean**
Ocean T-shirt Decorating
Anyone can wear a shirt, but it's a lot more fun to color your own! We give you the shirt and you get to decorate!
8:30pm-9:15pm **Camp Ocean**
 Twisters Challenge
9:15pm-10:00pm **Camp Ocean**
 Candy Land & Puzzle Races
10:00pm-1:00am **Camp Ocean**
 Night Owls - Ages 0-11
 (\$6.75 per hour per child + 15% gratuity per child)

SATURDAY

WELCOME TO NASSAU

12:00PM-7:00PM

10:00am-11:00am **Camp Ocean**
 Let's Build a Race Track & Race...Vroom!
11:00am-12:00pm **Camp Ocean**
 Static Electric Fishing
12:00pm-1:00pm **Camp Ocean**
WiiTM Kids Just Dance, Puzzles, Board Games & Toys!
1:00pm-5:45pm **Camp Ocean**
 Day of Play (Ages 2-5)
Kids can play with toys, create arts & crafts or challenge each other on the gaming consoles, while you explore on land.
6:00pm-6:50pm **Lido Marketplace**
 Kids Dinner (Ages 2-11) - Food served till 6:20pm
 Menu: Hot Dogs, Hamburgers, Corn on the Cob, French Fries, Fruit Cocktail, Jell-O
7:00pm-8:00pm **Camp Ocean**
 Kids Fun Farewell
Let's end this party on a high note. Come by for some dancing, games, and a special snack. See you there!
8:00pm-10:00pm **Camp Ocean**
 Movie Night: "Alvin and the Chipmunks - Chipwrecked"
10:00pm-1:00am **Camp Ocean**
 Night Owls - Ages 0-11
 (\$6.75 per hour per child + 15% gratuity per child)
Hey Kids! The fun doesn't stop just because it's nighttime! Our Night Owls' nights include video games, movies and board games. And just about everything in-between.

SUNDAY

WELCOME BACK TO MIAMI

7:30am-8:30am **Camp Ocean Debark**
Are you needing a little peace and quiet before disembarking? Parents traveling with children may utilize Camp Ocean (no drop off) as a relaxation area before disembarking.
 See you again soon on your next **FUN & MEMORABLE** family vacation. Stay in touch with the Fun. Follow us on Facebook.com/Carnival or Instagram/Carnival.com

Section — Sample Activity Schedules Camp - Ages 6-8

APRIL 25, 2015

WELCOME ABOARD CARNIVAL BREEZE®

Camp Ocean Located on Deck 11 Mid | **Phone#** 1142/1143

Youth Director: Maurisa Van Niekerk | **Assistant Youth Director:** Sarah Rowley

Camp Ocean Staff: Candice, Vladica, Shaina, Diana, Ekaterina, Debra, Kateryna, Zvezdana, Carla, Diraylin, Rebecca, Biljana, Branislava

SATURDAY

WELCOME TO CAMP OCEAN

2:15pm

Ovation Theatre, 3 Fwd

Youth Programs Orientation

This one is for everyone! Kids, teens and parents, come for an orientation. Everyone can learn a little something about our awesome Youth Program. A Parent/Guardian Must Be Present Until 10:00pm

7:00pm-9:45pm

Camp Ocean, 11 Mid

Open for Viewing, Registration & Questions

7:30pm-8:00pm

Liquid Night Club, 5 Aft

Family Welcome Aboard Party

10:00pm-1:00am

Camp Ocean, 11 Mid

Night Owls Ages 0-11

(\$6.75 per hour per child +15% gratuity per child)

Hey Kids! The fun doesn't stop just because it's nighttime! Our Night Owls' nights include video games, movies and board games. And just about everything in-between.

OPENING ACTIVITY HOURS:

SUNDAY

10:00am – 5:00pm / 6:00pm – 10:00pm

MONDAY

10:00am – 5:00pm / 6:00pm – 10:00pm

TUESDAY

7:45am – 10:00pm

WEDNESDAY

7:45am – 5:00pm / 6:00pm – 10:00pm

THURSDAY

7:45am – 5:00pm / 6:00pm – 10:00pm

FRIDAY

10:00am – 3:00pm / 6:00pm – 10:00pm

SATURDAY

10:00am – 10:00pm

Night Owls is offered every night of the cruise from 10pm-1am*

*Fees Applies.

SUNDAY

A FUN DAY AT SEA

10:00am-10:45am

Ice Breakers and Meet Other Stingrays

10:45am-11:30am

Mummy Wrap & Clean Your Room

11:30am-12:00pm

Poison Frog & Indian Chief

12:00pm-1:00pm

Video Games, Wii™ and Board Games

1:00pm-1:30pm

Opposites Game

1:30pm-2:00pm

Abracadabra (Ages 6-11)

2:00pm-3:00pm

Candy Bingo

3:00pm-3:30pm

Ocean Trivia – Girls vs. Boys

3:30pm-4:00pm

Magnet Creations

4:00pm-5:00pm

Play Your Way

5:00pm-6:00pm

Closed for Family Activity

5:00pm-5:45pm

Beary Cuddly Workshop – Fees Apply (adult required)

There's nothing quite like a soft, cuddly stuffed animal to hold at night.

Especially when you made it yourself! Kids and parents, together you can make a new best friend.

6:00pm-6:50pm

Lido Marketplace

Kids Dinner (Ages 2-11) - Food served till 6:20pm

Dig into the kid-friendly choices. We've got a different menu for you every

night. Menu: Plain Penne Pasta, Tomato Sauce, Meatballs, Steamed

Veggies, Dinner rolls, Grapes & Cup Cakes

7:00pm-7:45pm

Camp Ocean

Kids Celebration (Ages 6-11)

7:45pm-8:15pm

Camp Ocean

Zip Zap Game

8:15pm-9:00pm

Camp Ocean

Camp Ocean Quest

9:00pm-10:00pm

Camp Ocean

Video Games, Wii™ and Board Games

10:00pm-1:00am

Camp Ocean

Night Owls - Ages 0-11

(\$6.75 per hour per child +15% gratuity per child)

Hey Kids! The fun doesn't stop just because it's nighttime! Our Night Owls' nights include video games, movies and board games. And just about everything in-between.

MONDAY

A FUN DAY AT SEA

10:30am-10:45am

Starts @ Limelight Lounge, 5 Aft

Seuss-a-palooza™ Parade

10:45am

Ovation Theatre, 3 Fwd

Seuss-a-palooza™ Story Time

Join your favorite Dr. Seuss characters for a whimsical parade and memorable story reading of Dr. Seuss's beloved book, "The Cat in the Hat", hosted by Matt your Cruise Director with character appearances and audience participation. Adult supervision required for both events.

10:00am-11:00am

Camp Ocean

Video Games, Wii™ and Board Games

11:00am-11:30am

Camp Ocean

Giant Jenga®

11:30am-12:30pm

Camp Ocean

Pajama Jam Party

Come dressed in your favorite pajamas for a rockin' good party!

12:30pm-1:30pm

Camp Ocean

Circle Games

1:30pm-2:00pm

Camp Ocean

Wacky Words

2:00pm-3:00pm

Camp Ocean

Play Your Way

3:00pm-5:00pm

Camp Ocean

Movie Time: "Rio"

5:00pm-6:00pm

Closed for Family Activity

5:00pm-6:00pm

Camp Ocean

Family Free Play (Adult Required)

6:00pm-6:50pm

Lido Marketplace

Kids Dinner (Ages 2-11) - Food served till 6:20pm

Menu: Cheese & Chicken Quesadillas, Broccoli, Steamed White Rice,

Apple Slices & Sugar Cookies

7:00pm-8:15pm

Camp Ocean

Pirate Adventures of the Seas Arrgh!

Face Paint, Maps & a Treasure Hunt are all a part of this swashbuckling adventure!

8:15pm-9:00pm

Camp Ocean

3D Pirate Ship Building

9:00pm-10:00pm

Camp Ocean

Hasbro: Games of Fun

10:00pm-1:00am

Camp Ocean

Night Owls - Ages 0-11

(\$6.75 per hour per child +15% gratuity per child)

Hey Kids! The fun doesn't stop just because it's nighttime! Our Night Owls' nights include video games, movies and board games. And just about everything in-between.

YOUTH PROGRAMS

Recruiting May 2015



TUESDAY

WELCOME TO ST. THOMAS 8:00AM-6:00PM

7:45am-12:00pm **Camp Ocean**
Day of Play (Ages 6-11)
Kids can play with toys, create arts & crafts or challenge each other on the gaming consoles, while you explore on land.

12:00pm-12:50pm **Lido Marketplace**
Kid's Lunch (Ages 2-11)
Time for Lunch? Munch on something tasty with a bunch of your pals! Parents, if you are on board, please pick up your child.

1:00pm-2:00pm **Camp Ocean**
Play Your Way

2:10pm-2:50pm **Sports Court**
Dodgeball and Other Ball Games - weather permitting
Running Shoes Required

3:00pm-4:00pm **Camp Ocean**
Wii™ Just Dance – Dance Off

4:00pm-5:00pm **Camp Ocean**
Hasbro: Mr. Potato Head & Bean Bag Toss

5:00pm-5:50pm **Camp Ocean**
Play Your Way

6:00pm-6:50pm **Lido Marketplace**
Kids Dinner (Ages 2-11) - Food served till 6:20pm
Menu: Hot Dogs, Hamburgers, Corn on the Cob, Pizza, French Fries Mixed Fruit & Jell-O

7:00pm-7:15pm **Camp Ocean**
Who am I? – Ocean Edition

7:15pm-8:30pm **Camp Ocean**
Red Carpet Night
Activities may include: Skit Making, Design Your Own Runway Outfit, Camp Ocean Fashion Show

8:30pm-10:00pm **Camp Ocean**
Hasbro: Games of Fun

10:00pm-1:00am **Camp Ocean**
Night Owls Ages 0-11 (\$6.75 per hour per child +15% gratuity per child)

WEDNESDAY

WELCOME TO ANTIGUA 8:00AM-5:00PM

7:45am-12:00pm **Camp Ocean**
Day of Play (Ages 6-11)
Kids can play with toys, create arts & crafts or challenge each other on the gaming consoles, while you explore on land.

12:00pm-12:50pm **Lido Marketplace**
Kid's Lunch (Ages 2-11)
Time for Lunch? Munch on something tasty with a bunch of your pals! Parents, if you are on board, please pick up your child.

1:00pm-2:00pm **Camp Ocean**
Play Your Way

2:00pm-2:45pm **Camp Ocean**
Jellyfish Creations

2:45pm-3:30pm **Camp Ocean**
Under the Sea Spin Art

3:30pm-4:30pm **Camp Ocean**
Video Games, Wii™ and Board Games

4:30pm-5:00pm **Camp Ocean**
Guess the Cartoon

5:00pm-6:00pm **Camp Ocean**
Closed for Family Activity

5:00pm-5:45pm **Camp Ocean**
Family Name that Tune - adult required

6:00pm-6:50pm **Lido Marketplace**
Kids Dinner (Ages 2-11) - Food served till 6:20pm
Menu: Chicken Nuggets, Macaroni & Cheese, Corn Kernel, Tator Tots, Mixed Fruit & Chocolate Chip Cookies

7:00pm-8:00pm **Camp Ocean**
Super Hero Vs. Villains
Activities may include: Story Time, Arts & Crafts, & More!

8:00pm-9:00pm **Camp Ocean**
Movie Night: "Rise of the Guardians"

10:00pm-1:00am **Camp Ocean**
Night Owls Ages 0-11 (\$6.75 per hour per child +15% gratuity per child)

THURSDAY

WELCOME TO SAN JUAN 8:00AM-4:00PM

7:45am-12:00pm **Camp Ocean**
Day of Play (Ages 6-11)
Kids can play with toys, create arts & crafts or challenge each other on the gaming consoles, while you explore on land.

12:00pm-12:50pm **Lido Marketplace**
Kid's Lunch (Ages 2-11)
Time for Lunch? Munch on something tasty with a bunch of your pals! Parents, if you are on board, please pick up your child.

1:00pm-2:00pm **Camp Ocean**
Play Your Way

2:00pm-3:00pm **Camp Ocean**
Float Your Boat

3:00pm-4:00pm **Camp Ocean**
Sand Art

4:00pm-5:00pm **Camp Ocean**
Wii™ Just Dance Vs. Your Counselors

5:00pm-6:00pm **Camp Ocean**
Closed for Family Activity

5:00pm-5:45pm **Camp Ocean**
Beary Cuddly Workshop – Fees Apply (adult required)

6:00pm-6:50pm **Lido Marketplace**
Kids Dinner (Ages 2-11) - Food served till 6:20pm
Menu: Grill Cheese & Grill Turkey Cheese Sandwich, Fried Mozzarella, Carrots, Potato Wedges, Orange Slices & Churro

7:00pm-8:00pm **Camp Ocean**
Rock Star Madness
Activities may include: Name that Tune, Battle of the Bands & Face Paint

8:00pm-9:00pm **Camp Ocean**
Mini Talent Show
9:00pm-10:00pm **Camp Ocean**
Hasbro: Games of Fun
10:00pm-1:00am **Camp Ocean**
Night Owls Ages 0-11 (\$6.75 per hour per child +15% gratuity per child)

FRIDAY

A FUN DAY AT SEA

8:30am-10:30am **Blue Sapphire, 3 Fwd**
Green Eggs and Ham Breakfast with The Cat in the Hat and Friends™
Reserve your spot for this one-of-a-kind breakfast. Meet the stars of Dr. Seuss, and feast on "Green Eggs and Ham", funky French toast, and more. For reservations call 32323. Adult supervision required. Fees Apply
10:00am-10:15m **Ovation Theatre**
Tic-Tac-Toe Challenge
10:15am **Ovation Theatre**
Get ready for Towel Animal Theatre
(There will be no signing in/out during this time)
10:30am-11:00am **Ovation Theatre**
Towel Animal Theatre
(There will be no signing in/out during show time)
11:15am-11:45pm **Camp Ocean**
Musical Statues
11:45am-12:15pm **Camp Ocean**
Name that Tune
12:15pm-3:00pm **Camp Ocean**
Play Your Way
3:00pm-5:00pm
Closed for Family Activity
3:00pm-3:45pm **Start Outside Camp Ocean**
Family Scavenger Hunt - adult required
Be sure to bring your cameras - You're going to need it!
4:00pm-4:45pm **Camp Ocean**
Family Farewell Party - adult required
6:00pm-6:50pm **Lido Marketplace**
Kids Dinner (Ages 2-11) - Food served till 6:20pm
Menu: Mini Fish Fingers, Turkey & Cheese Wraps, Carrots, Mashed Potatoes, watermelon & Chocolate Chip Cookies
7:00pm-8:00pm **Camp Ocean**
Ocean T-Shirt Coloring
Anyone can wear a shirt, but it's a lot more fun to color your own! We give you the shirt and you get to decorate!
8:00pm-10:00pm **Camp Ocean**
Hasbro: Games of Fun
10:00pm-1:00am **Camp Ocean**
Night Owls Ages 0-11 (\$6.75 per hour per child +15% gratuity per child)

SATURDAY

WELCOME TO NASSAU

12:00PM-7:00PM

10:00am-11:00am **Camp Ocean**
Uno® & Extreme Giant Spoons
11:00am-12:00pm **Camp Ocean**
Crab Handprints
12:00pm-1:00pm **Camp Ocean**
Wii™ Just Dance, Puzzles, Board Games & Toys!
1:00pm-5:45pm **Camp Ocean**
Day of Play (Ages 6-11)
Kids can play with toys, create arts & crafts or challenge each other on the gaming consoles, while you explore on land.
6:00pm-6:50pm **Lido Marketplace**
Kids Dinner (Ages 2-11) - Food served till 6:20pm
Menu: Hot Dogs, Hamburgers, Corn on the Cob, French Fries, Fruit Cocktail, Jell-O
7:00pm-8:00pm **Camp Ocean**
Kids Fun Farewell (Ages 6-11)
Let's end this party on a high note. Come by for some dancing, games, and a special snack. See you there!
8:00pm-10:00pm **Camp Ocean**
Now Showing: "The Lego Movie"
10:00pm-1:00am **Camp Ocean**
Night Owls Ages 0-11 (\$6.75 per hour per child +15% gratuity per child)

SUNDAY

WELCOME BACK TO MIAMI

7:30am-8:30am **Camp Ocean Debark**

Are you needing a little peace and quiet before disembarking? Parents traveling with children may utilize Camp Ocean (no drop off) as a relaxation area before disembarking.

See you again soon on your next **FUN & MEMORABLE** family vacation. Stay in touch with the Fun. Follow us on Facebook.com/Carnival or Instagram/Carnival.com

Section — Sample Activity Schedules Camp - Ages 9-11

APRIL 25, 2015

WELCOME ABOARD CARNIVAL BREEZE®

Camp Ocean Located on Deck 11 Mid | **Phone #** 1142/1143

Youth Director: Maurisa Van Niekerk | **Assistant Youth Director:** Sarah Rowley

Camp Ocean Staff: Candice, Vladica, Shaina, Diana, Ekaterina, Debra, Kateryna, Zvezdana, Carla, Diraylin, Rebecca, Biljana, Branislava

SATURDAY

WELCOME TO CAMP OCEAN

2:15pm

Ovation Theatre, 3 Fwd

Youth Programs Orientation

This one is for everyone! Kids, teens and parents, come for an orientation. Everyone can learn a little something about our awesome Youth Program.

A Parent/Guardian Must Be Present Until 10:00pm

7:00pm-9:45pm

Camp Ocean, 11 Mid

Open for Viewing, Registration & Questions

7:30pm-8:00pm

Liquid Night Club, 5 Aft

Family Welcome Aboard Party

10:00pm-1:00am

Camp Ocean, 11 Mid

Night Owls Ages 0-11

(\$6.75 per hour per child + 15% gratuity per child)

Hey Kids! The fun doesn't stop just because it's nighttime! Our Night Owls' nights include video games, movies and board games. And just about everything in-between.

OPENING ACTIVITY HOURS:

SUNDAY

10:00am – 5:00pm / 6:00pm – 10:00pm

MONDAY

10:00am – 5:00pm / 6:00pm – 10:00pm

TUESDAY

7:45am – 10:00pm

WEDNESDAY

7:45am – 5:00pm / 6:00pm – 10:00pm

THURSDAY

7:45am – 5:00pm / 6:00pm – 10:00pm

FRIDAY

10:00am – 3:00pm / 6:00pm – 10:00pm

SATURDAY

10:00am – 10:00pm

Night Owls is offered every night of the cruise from 10pm-1am*

*Fees Applies.

SUNDAY

A FUN DAY AT SEA

10:00am-10:45am Ice Breakers and Meet Other Sharks	Club O₂, Deck 4 Aft
10:45am-11:15am Zip – Zap Competition	Club O₂, Deck 4 Aft
11:15am-12:00pm Fireball Tournament	Club O₂, Deck 4 Aft
12:00pm-12:30pm Head to Head Challenge	Club O₂, Deck 4 Aft
12:30pm-1:00pm GiantRock, Paper, Scissors	Club O₂, Deck 4 Aft
1:15pm-1:30pm Day & Night	Camp Ocean
1:30pm-2:00pm Abracadabra (Ages 6-11)	Camp Ocean
2:00pm-3:00pm Video Games, Wii™ and Board Games	Camp Ocean
3:00pm-3:30pm Ocean Trivia – Boys vs. Girls	Camp Ocean
3:30pm-4:00pm Magnet Creations	Camp Ocean
4:00pm-5:00pm Play Your Way	Camp Ocean
5:00pm-6:00pm Closed for Family Activity	Camp Ocean
5:00pm-5:45pm Beary Cuddly Workshop – Fees Apply (adult required) <i>There's nothing quite like a soft, cuddly stuffed animal to hold at night. Especially when you made it yourself! Kids and parents, together you can make a new best friend.</i>	Camp Ocean
6:00pm-6:50pm Kids Dinner (Ages 2-11) - Food served till 6:20pm <i>Dig into the kid-friendly choices. We've got a different menu for you every night. Menu: Plain Penne Pasta, Tomato Sauce, Meatballs, Steamed Veggies, Dinner rolls, Grapes & Cup Cakes</i>	Lido Marketplace
7:00pm-7:45pm Kids Celebration (Ages 6-11)	Camp Ocean
7:45pm-8:15pm Candy Bingo	Camp Ocean
8:15pm-8:45pm Pathfinders	Camp Ocean
8:45pm-9:15pm Flinch & Poison Frog	Camp Ocean
9:15pm-10:00pm Wii™ Just Dance 2015 - Dance Tournament	Camp Ocean
10:00pm-1:00am Night Owls - Ages 0-11 (\$6.75 per hour per child +15% gratuity per child) <i>Hey Kids! The fun doesn't stop just because it's nighttime! Our Night Owls' nights include video games, movies and board games. And just about everything in-between.</i>	Camp Ocean

MONDAY

A FUN DAY AT SEA

10:30am-10:45am Seuss-a-palooza™ Parade	Starts @ Limelight Lounge, 5 Aft
10:45am Seuss-a-palooza™ Story Time <i>Join your favorite Dr. Seuss characters for a whimsical parade and memorable story reading of Dr. Seuss's beloved book, "The Cat in the Hat", hosted by Matt your Cruise Director with character appearances and audience participation. Adult supervision required for both events.</i>	Ovation Theatre, 3 Fwd
10:00am-11:00am Video Games, Wii™ and Board Games	Camp Ocean
11:00am-11:30am Giant Jenga®	Camp Ocean
11:30am-12:30pm Pajama Jam Party <i>Come dressed in your favorite pajamas for a rockin' good party!</i>	Camp Ocean
12:30pm-1:30pm Scavenger Hunt (Unsupervised): Breeze Colors	Start @ Camp Ocean
1:30pm-2:00pm Wacky Words	Camp Ocean
2:00pm-3:00pm Play Your Way	Camp Ocean
3:00pm-5:00pm Movie Time: "Rio"	Camp Ocean
5:00pm-6:00pm Closed for Family Activity	Camp Ocean
5:00pm-6:00pm Family Free Play (Adult Required)	Camp Ocean
6:00pm-6:50pm Kids Dinner (Ages 2-11) - Food served till 6:20pm <i>Menu: Cheese & Chicken Quesadillas, Broccoli, Steamed White Rice, Apple Slices & Sugar Cookies</i>	Lido Marketplace
7:00pm-8:15pm Pirate Adventures of the Seas Arrgh! <i>Face Paint, Maps & a Treasure Hunt are all a part of this swashbuckling adventure!</i>	Camp Ocean
8:15pm-9:00pm 3D Pirate Ship Building	Camp Ocean
9:00pm-10:00pm Hasbro: Games of Fun	Camp Ocean
10:00pm-1:00am Night Owls - Ages 0-11 (\$6.75 per hour per child +15% gratuity per child) <i>Hey Kids! The fun doesn't stop just because it's nighttime! Our Night Owls' nights include video games, movies and board games. And just about everything in-between.</i>	Camp Ocean

TUESDAY**WELCOME TO ST. THOMAS 8:00AM-6:00PM****7:45am-12:00pm** **Camp Ocean**

Day of Play (Ages 6-11)

*Kids can play with toys, create arts & crafts or challenge each other on the gaming consoles, while you explore on land.***12:00pm-12:50pm** **Lido Marketplace**

Kid's Lunch (Ages 2-11)

*Time for Lunch? Munch on something tasty with a bunch of your pals!**Parents, if you are on board, please pick up your child.***1:00pm-2:00pm** **Camp Ocean**

Play Your Way

2:10pm-2:50pm **Sports Court**

Dodgeball and Other Ball Games - weather permitting

*Running Shoes Required***3:00pm-4:00pm** **Start @ Camp Ocean**

Scavenger Hunt (Unsupervised): Photo Hunt

4:00pm-5:00pm **Camp Ocean**

Friendship Bracelet Making & Wii™ Mario Kart Tourney

5:00pm-6:00pm **Camp Ocean**

Closed for Family Activity

5:00pm-5:45pm **Camp Ocean**

Beary Cuddly Workshop – Fees Apply (adult required)

6:00pm-6:50pm **Lido Marketplace**

Kids Dinner (Ages 2-11) - Food served till 6:20pm

*Menu: Hot Dogs, Hamburgers, Corn on the Cob, Pizza, French Fries**Mixed Fruit & Jell-O***7:00pm-7:15pm** **Camp Ocean**

Who am I? – Ocean Edition

7:15pm-8:30pm **Camp Ocean**

Red Carpet Night

*Activities may include: Skit Making, Design Your Own Runway Outfit,**Camp Ocean Fashion Show***8:30pm-10:00pm** **Camp Ocean**

Hasbro: Games of Fun

10:00pm-1:00am **Camp Ocean**

Night Owls Ages 0-11 (\$6.75 per hour per child +15% gratuity per child)

WEDNESDAY**WELCOME TO ANTIGUA 8:00AM-5:00PM****7:45am-12:00pm** **Camp Ocean**

Day of Play (Ages 6-11)

*Kids can play with toys, create arts & crafts or challenge each other on the gaming consoles, while you explore on land.***12:00pm-12:50pm** **Lido Marketplace**

Kid's Lunch (Ages 2-11)

*Time for Lunch? Munch on something tasty with a bunch of your pals!**Parents, if you are on board, please pick up your child.***1:00pm-2:00pm** **Camp Ocean**

Play Your Way

2:00pm-2:45pm **Camp Ocean**

Jellyfish Creations

2:45pm-3:45 **Start @ Camp Ocean**

Scavenger Hunt (Unsupervised): People Bingo

3:45pm-4:45pm **Camp Ocean**

Under the Sea Spin Art

4:45pm-5:00pm **Camp Ocean**

Johnny Woops

5:00pm-6:00pm **Camp Ocean**

Closed for Family Activity

5:00pm-5:45pm **Camp Ocean**

Family Name that Tune - adult required

6:00pm-6:50pm **Fish & Chips**

Kids Dinner (Ages 2-11) - Food served till 6:20pm

*Menu: Chicken Nuggets, Macaroni & Cheese, Corn Kernel, Tator Tots,**Mixed Fruit & Chocolate Chip Cookies***7:00pm-8:00pm** **Camp Ocean**

Super Hero Vs. Villains

*Activities may include: Story Time, Arts & Crafts, & More!***8:00pm-9:00pm** **Camp Ocean**

Movie Night: "Rise of the Guardians"

10:00pm-1:00am **Camp Ocean**

Night Owls Ages 0-11 (\$6.75 per hour per child +15% gratuity per child)

THURSDAY**WELCOME TO SAN JUAN 8:00AM-4:00PM****7:45am-12:00pm** **Camp Ocean**

Day of Play (Ages 6-11)

*Kids can play with toys, create arts & crafts or challenge each other on the gaming consoles, while you explore on land.***12:00pm-12:50pm** **Lido Marketplace**

Kid's Lunch (Ages 2-11)

*Time for Lunch? Munch on something tasty with a bunch of your pals!**Parents, if you are on board, please pick up your child.***1:00pm-2:00pm** **Camp Ocean**

Play Your Way

2:00pm-3:00pm **Start @ Camp Ocean**

Scavenger Hunt (Unsupervised): Breeze Moments

3:00pm-4:00pm **Camp Ocean**

Sand Art

4:00pm-5:00pm **Camp Ocean**

Wii™ Just Dance Vs. Your Counselors

5:00pm-6:00pm **Camp Ocean**

Closed for Family Activity

5:00pm-5:45pm **Camp Ocean**

Beary Cuddly Workshop – Fees Apply (adult required)

6:00pm-6:50pm **Lido Marketplace**

Kids Dinner (Ages 2-11) - Food served till 6:20pm

*Menu: Grill Cheese & Grill Turkey Cheese Sandwich, Fried Mozzarella,**Carrots, Potato Wedges, Orange Slices & Churro*

7:00pm-8:00pm **Camp Ocean**
 Rock Star Madness
Activities may include: Name that Tune, Battle of the Bands & Face Paint
8:00pm-9:00pm **Camp Ocean**
 Mini Talent Show
9:00pm-10:00pm **Camp Ocean**
 Hasbro: Games of Fun
10:00pm-1:00am **Camp Ocean**
 Night Owls Ages 0-11 (\$6.75 per hour per child +15% gratuity per child)

FRIDAY

A FUN DAY AT SEA

8:30am-10:30am **Blue Sapphire, 3 Fwd**
 Green Eggs and Ham Breakfast with The Cat in the Hat and Friends™
Reserve your spot for this one-of-a-kind breakfast. Meet the stars of Dr. Seuss, and feast on "Green Eggs and Ham", funky French toast, and more. For reservations call 32323. Adult supervision required. Fees Apply
10:00am-11:00am **Camp Ocean**
 Video Games, Wii™ and Board Games
11:00am-12:00pm **Start @ Camp Ocean**
 Scavenger Hunt (Unsupervised): Breeze Moments
11:45am-12:30pm **Camp Ocean**
 Freeze Dance
12:30pm-3:00pm **Camp Ocean**
 Play Your Way
3:00pm-5:00pm
 Closed for Family Activity
3:00pm-3:45pm **Start Outside Camp Ocean**
 Family Scavenger Hunt - adult required
Be sure to bring your cameras - You're going to need it!
4:00pm-4:45pm **Camp Ocean**
 Family Farewell Party - adult required
6:00pm-6:50pm **Lido Marketplace**
 Kids Dinner (Ages 2-11) - Food served till 6:20pm
Menu: Mini Fish Fingers, Turkey & Cheese Wraps, Carrots, Mashed Potatoes, watermelon & Chocolate Chip Cookies
7:00pm-8:00pm **Camp Ocean**
 Ocean T-Shirt Coloring
Anyone can wear a shirt, but it's a lot more fun to color your own! We give you the shirt and you get to decorate!
8:00pm-10:00pm **Camp Ocean**
 Hasbro: Games of Fun
10:00pm-1:00am **Camp Ocean**
 Night Owls Ages 0-11 (\$6.75 per hour per child +15% gratuity per child)

SATURDAY

WELCOME TO NASSAU

12:00PM-7:00PM

10:00am-11:00am **Camp Ocean**
 Uno® & Extreme Giant Spoons
11:00am-12:00pm **Start @ Camp Ocean**
 Scavenger Hunt (Unsupervised): Autograph Hunt
12:00pm-1:00pm **Camp Ocean**
 Wii™ Just Dance, Puzzles, & Board Games!
1:00pm-5:45pm **Camp Ocean**
 Day of Play (Ages 6-11)
Kids can play with toys, create arts & crafts or challenge each other on the gaming consoles, while you explore on land.
6:00pm-6:50pm **Lido Marketplace**
 Kids Dinner (Ages 2-11) - Food served till 6:20pm
Menu: Hot Dogs, Hamburgers, Corn on the Cob, French Fries, Fruit Cocktail, Jell-O
7:00pm-8:00pm **Camp Ocean**
 Kids Fun Farewell (Ages 6-11)
Let's end this party on a high note. Come by for some dancing, games, and a special snack. See you there!
8:00pm-10:00pm **Camp Ocean**
 Now Showing: "The Lego Movie"
10:00pm-1:00am **Camp Ocean**
 Night Owls Ages 0-11 (\$6.75 per hour per child +15% gratuity per child)

SUNDAY

WELCOME BACK TO MIAMI

7:30am-8:30am **Camp Ocean Debark**

Are you needing a little peace and quiet before disembarking? Parents traveling with children may utilize Camp Ocean (no drop off) as a relaxation area before disembarking.

See you again soon on your next **FUN & MEMORABLE** family vacation. Stay in touch with the Fun. Follow us on Facebook.com/Carnival or Instagram/Carnival.com

Section – Sample Activity Schedules Circle “C” - Ages 12-14

ACTIVITY HIGHLIGHTS

April 25th – May 2nd, 2015

SATURDAY

Discover Circle “C”

SUNDAY

Elegant Night

WEDNESDAY

Dive-In Movies

Open for a full listing of activities for the cruise!

WELCOME ABOARD

CARNIVAL BREEZE®

Circle “C” – Deck 4 Aft

For safety purposes, all children 12 years of age and younger are required to wear a wristband indicating their assigned muster station. It is imperative that this wristband be worn at all times. Should your child lose or break his wristband, replacement wristbands are available at Camp Ocean, Circle “C” and Guest Services.

SATURDAY

MIAMI

Depart @ 4:00PM

2:15pm Prompt	Youth Programs Orientation	Ovation Theatre, 5 Aft
This one is for everyone! Kids, teens and parents, come for an orientation. Everyone can learn a little something about our awesome Youth Program.		
8:30pm-9:15pm	Circle “C” Meet & Greet	Circle “C”, 4 Aft
Come meet your Circle C Director and other teens. Make sure to bring a parent, get a free gift, and get ready for some fun!		
9:15pm-10:00pm	Battle of the Genders	Circle “C”, 4 Aft
10:00pm-10:45pm	Teen Welcome Aboard Party	Circle “C”, 4 Aft
10:45pm-11:45pm	Discover Circle “C”	Circle “C”, 4 Aft
Includes PlayStation®3, Wii™ & Much More		
11:55pm-12:30am	Pizza Hangout	Pizzeria, 10 Aft

SUNDAY

FUN DAY AT SEA

ELEGANT NIGHT

12:00pm-1:15pm	Scavenger Hunt (Unsupervised) – Breeze Hunt	Starts @ Circle “C”
1:30pm-2:45pm	Teen Karaoke w/ Club O ₂	Circle “C”
You know you're a star! Now come and show us your stuff! Karaoke Craziesth is one activity you don't want to miss!		
3:00pm-4:00pm	Carnival WaterWorks™ (Unsupervised)	WaterWorks
4:15pm-5:00pm	Abacadabra with Club O ₂	Club O ₂
8:30pm-9:45pm	Dress to Impress Dance Party	Liquid Nightclub
10:00pm-10:15pm	Smoothie Social	Circle “C”
10:15pm-11:00pm	UNO® Extreme	Circle “C”
11:00pm-11:45pm	Wii™ Mario Kart Tourney	Circle “C”
11:45pm-1:00am	Teens Choice	Circle “C”

MONDAY

FUN DAY AT SEA

12:00pm-1:30pm	Scavenger Hunt (Unsupervised) – Teen Challenge	Starts @ Circle “C”
1:45pm-2:45pm	Video Game Time	Circle “C”
2:45pm-3:45pm	Teens Choice	Circle “C”
4:00pm-5:00pm	Carnival WaterWorks™ (Unsupervised)	WaterWorks
8:30pm-9:00pm	Wii™ Just Dance Battle	Circle “C”
9:00pm-10:00pm	Lyric Bee	Circle “C”
10:15pm-11:00pm	Show Time: Divas	Ovation Theatre
Some costumes may be revealing		
11:15pm	Meet for Dodgeball (Running Shoes Required)	Circle “C”
11:30pm-12:30am	Dodgeball Brawl	SkyCourt
12:30am-1:00am	Ice Cream Hangout	Lido

YOUTH PROGRAMS

Recruiting May 2015



TUESDAY

WELCOME TO ST. THOMAS

8:00AM - 6:00PM

4:00pm-5:00pm
5:15pm-6:00pm
8:30pm-9:30pm
9:30pm-10:30pm
10:45pm-12:00am
12:00pm-1:00am

Jenga Challenge
Video Game Time
Ultimate Mind Game
NBA2K Tournament
Red Frog Caribbean Deck Party (Unsupervised)
Teens Choice


Circle "C"
Circle "C"
Circle "C"
Circle "C"
Lido Deck
Starts @ Circle "C"

WEDNESDAY

WELCOME TO ANTIGUA

8:00PM - 5:00PM

4:00pm-5:00pm
5:15pm- 6:00pm
8:30pm-9:15pm
9:15pm-9:45pm
10:00pm-12:15am
12:15am-1:00am

 SkyCourse (Running Shoes Required)
Games Of Fun!
Video Game Time
Spoons Challenge
Dive-In Movies: Marvel Mania (Unsupervised)
Pizza Hangout

Sports Deck
Circle "C"
Circle "C"
Circle "C"
Lido Deck
Lido Deck

THURSDAY

WELCOME TO SAN JUAN

8:00AM - 4:00PM

3:00pm-3:45pm
4:00pm-5:00pm
8:30pm - 9:15pm
9:30pm - 10:30pm
10:45pm-12:30pm
12:30am-1:00am

Card Games
FIFA Tournament
All Sorts of Sports
Ultimate Mind Challenge
Blue Iguana Mexican Deck Party (Unsupervised)
Ice Cream Hangout

Circle "C"
Circle "C"
SportSquare
Circle "C"
Lido Deck
Pizzeria

FRIDAY

A FUN DAY AT SEA

ELEGANT NIGHT

12:00pm-12:45pm
1:00pm-2:00pm

Video Game Time
Groove For St. Jude

Circle "C"
Lido Deck

Do good. Feel good. And help some kids – also good, right? A \$10.00 donation to St. Jude gets you a T-shirt and wristband. There is also a \$19.99 special edition bear which all proceeds benefit St. Jude Children's Research Hospital.

2:15pm-3:45pm
4:00pm-5:00pm
8:45pm-9:45pm
10:00pm-11:15pm
11:30pm-1:00am

Teen Karaoke with Club O₂
Carnival WaterWorks™ (Unsupervised)
Black and White Bash
Teens Choice
All Sort of Sports (Running Shoes Required)

Club O₂
WaterWorks
Liquid Nightclub
Circle "C"
SkyCourt

SATURDAY

NASSAU

12:00PM-7:00PM

7:00pm-8:30pm
8:30pm-10:00pm

Video Game Time
Farewell Dance Party
Saying good-bye to your new BFF is never easy, but with The Farewell Party it's a tad more fun. So until next time, bon voyage!
T-Shirt Time & Info Exchange
Anyone can wear a shirt, but it's a lot more fun to color your own!
We give you the shirt and you decorate away.

Circle "C"
Liquid Nightclub

11:00pm-11:45pm
11:45pm-12:30am

Teens Choice
Pizza Hangout

Circle "C"
Pizzeria

See you again soon on your next **FUN & MEMORABLE** family vacation. Stay in touch with the Fun. Follow us on Facebook.com/Carnival or Instagram/Carnival.com

Hours of operation

Saturday: 8:30pm-12:30am
Sunday: 3:00pm-5:00pm / 8:30pm-1:00am
Monday: 12:00pm-5:00pm / 8:30pm-1:00am
Tuesday: 11:00pm-1:00am / 8:30pm-1:00am
Wednesday: 11:00pm-6:00pm / 8:30pm-1:00am
Thursday: 3:00pm-5:00pm / 8:30pm-1:00am
Friday: 12:00pm-5:00pm / 8:30pm-1:00am
Saturday: 12:00pm-5:00pm / 8:30pm-12:30am

Section – Sample Activity Schedules Club O₂ - Ages 15-17

Please feel free to come & go as you please to any of these activities.

SATURDAY

2:15pm-Prompt

MIAMI

Youth Programs Orientation

Ovation Theatre, 3 Fwd

This one is for everyone! Kids, teens and parents, come by for an orientation. Everyone can learn a little something about our awesome Youth Program.

8:30pm-9:30pm

Meet and Greet

Club O₂, 4 Aft

Come meet your Club O₂ Director and other teens. Make sure to bring a parent, get a free gift, and get ready for some fun!

9:30pm-10:00pm

Teen Hunt (unsupervised)

Starts @ Club O₂

10:00pm-12:00am

Welcome Aboard Party Club O₂, 4 Aft

12:00am-12:30am

After Party Wind Down Club O₂, 4 Aft

12:30am-1:00am

Pizza Pig Out Pizza Pirate, 10 Aft

SUNDAY

12:00pm-1:00pm

Scavenger Hunt (Unsupervised)

"Photo Hunt"

Club O₂

1:00pm-1:30pm

Video Gaming Play

Club O₂

1:30pm-2:45pm

Karaoke Craziness with Circle "C"

You know you're a star! Now come and show us your stuff! Karaoke Craziness is one activity you don't want to miss!

3:00pm-4:00pm

WaterWorks

Waterworks

4:15pm-5:00pm

AbraCadabra with Circle "C" Club O₂

9:00pm-9:15pm

Smoothie Time!! Club O₂

9:15pm-10:00pm

Gender Wars Club O₂

10:00pm-11:00pm

Just Dance Tournament Club O₂

11:00pm-12:30am

Breeze Prom 2015 Club O₂

What could be better than a teen dance club where you can listen to music, hang out with friends and dance the night away? One that doesn't have any grown-ups in it.

12:30am-1:00am

Midnight Snacks

Pizza Pirate

MONDAY

12:00pm-1:30pm

A DAY AT SEA

1:30pm-2:00pm

Jenga™

Club O₂

2:10pm-2:45pm

Video Games

Club O₂

Got skills? Here's your chance to prove it. Take grab the controls or roll the dice and make your move to show your stuff!

3:00pm-4:00pm

Teen Choice

Club O₂

4:00pm-5:00pm

OOD MW3™ Battle

Club O₂

9:00pm-9:45pm

WaterWorks

WaterWorks

9:45pm-Prompt

(Unsupervised)

10:00pm-11:00pm

Teen Choice

Club O₂

Meet for Show

Club O₂

Award Winning Stage Show:

"Gravity Defying"

(Some Costumes Revealing)

Ovation Theatre

11:15pm-12:30am

Dance Party

Club O₂

12:30am-1:00am

Midnight Snacks

Pizza Pirate

TUESDAY

4:00pm-5:00pm

Black Jack Tournament

Club O₂

5:00pm-6:00pm

Teen Choice

Club O₂

9:00pm-9:45pm

Wii™ Just Dance

Club O₂

10:00pm-10:45pm

All Sorts of Sports

Sports Square

11:00pm-12:20am

Dodgeball

Sky Course

12:30am-1:00am

(Running Shoes Required)

Pizza Pirate

Your club is open for hanging out, watching movies, playing games and general fun activities throughout the day and night. When there are no scheduled activities, there is no supervising staff on duty.

NO 0 STICKER, NO ENTRY!

Club O₂ is an Alcohol and Tobacco Free Environment

WEDNESDAY

4:00pm-5:00pm

5:00pm-6:00pm

9:00pm-9:45pm

9:45pm-Prompt

10:00pm-12:00am

12:10am-1:00am

THURSDAY

4:00pm-5:00pm

5:15pm-6:00pm

9:00pm-9:30pm

9:30pm-Prompt

10:00pm-11:00pm

11:10pm-12:00am

12:10am-1:00am

FRIDAY

12:00pm-1:00pm

1:00pm-2:00pm

Do good. Feel good. And help some kids - also good, right? A \$10.00 donation to St. Jude gets you a t-shirt and wristband. There is also a \$19.99 special action bear which all proceeds benefit St. Jude Children's Research Hospital.

2:00pm-3:45pm

Karaoke Craziness with Circle "C"

4:00pm-5:00pm

WaterWorks

9:00pm-9:45pm

(Unsupervised)

10:00pm-10:15pm

All Sorts of Sports

10:15pm-11:00pm

Smoothie Time

11:00pm-12:30am

Lyric Boo

12:30pm-1:00am

Glow Stbk Party

Snack Time

SATURDAY

7:00pm-8:00pm

8:00pm-9:00pm

9:00pm-10:00pm

10:00pm-10:30pm

10:30pm-11:00pm

Anyone can wear a shirt, but it's a lot more fun to color your own! We give you the shirt and you get to decorate!

11:00pm-11:30pm

Info Exchange

11:30pm-12:30am

Faraway Party

Saying good-bye to your new BFF is never easy. But we can make it a lot more fun with an awesome Fun Faraway Party. So until next time, bon voyage!

ANTIGUA

Sky Course

(Running Shoes Required)

MW3 Battle

Guitar Hero Concert

Meet for movie

Divin Movies: Marvel Mania

(Unsupervised)

Ninja

SAN JUAN

All Together

NBA2K15™ Showdown

Wii™ Super Mario Smash Brawl

Meet for show

Award Winning Stage Show: Hypnotist

(Some Costumes Revealing)

Blue Iguana's Mexican Fiesta

(Unsupervised)

Ninja

8:00AM-5:00PM

Sky Course

Club O₂

Club O₂

Club O₂

Lido

Club O₂

Club O₂

Club O₂

Club O₂

Club O₂

Club O₂

Club O₂

Club O₂

Club O₂

Club O₂

Club O₂

Club O₂

Club O₂

Club O₂

Club O₂

Club O₂

Club O₂

Club O₂

Club O₂

Club O₂

Club O₂

Club O₂

Club O₂

Club O₂

Club O₂

Club O₂

Club O₂

Club O₂

Club O₂

Club O₂

Club O₂

Club O₂

Club O₂

Club O₂

Club O₂

Club O₂

Club O₂

Club O₂

Club O₂

Club O₂

Club O₂

Club O₂

Club O₂

Club O₂

Club O₂

Club O₂

Club O₂

Club O₂

Club O₂

Club O₂

Club O₂

Club O₂

Club O₂

Club O₂

Club O₂

Club O₂

Club O₂

Club O₂

Club O₂

Club O₂

Club O₂

Club O₂

Club O₂

Club O₂

HOURS OF OPERATION

Saturday: 8:30pm-1:00am

Sunday: 12:00pm-5:00pm/9:00pm-1:00am

Monday: 12:00pm-5:00pm/9:00pm-1:00am

Tuesday: 4:00pm-6:00pm/9:00pm-1:00am

Wednesday: 4:00pm-6:00pm/9:00pm-1:00am

Thursday: 4:00pm-6:00pm/9:00pm-1:00am

Friday: 12:00pm-5:00pm/9:00pm-1:00am

Saturday: 7:00pm-12:30am

See you again soon on your next FUN & MEMORABLE family vacation. Stay in touch with the Fun. Follow us on Facebook.com/Carnival or Instagram/Carnival.com

= Confidential =

BOOK OF INFO – RECRUITING

Recruiting May 2015

[illegible]

Recruiting May 2015



= Confidential =

Recruiting May 2015

[illegible]